


Louisville Board of Education
Monthly Financial Statement Summary: Fiscal Year 2014

January 31, 2014

GENERAL FUND

	<u>Current Fiscal</u> <u>Year Amounts</u>	<u>Prior Fiscal</u> <u>Year Amounts</u>	<u>% Incr/(Decr)</u>
General Fund FYTD Revenues	\$13,062,687	\$13,039,975	0.17%
General Fund FYTD Expenditures	\$13,925,366	\$14,020,368	-0.68%
FYTD Excess/(Deficit) or Revenues over/(under) Expenditures	(\$862,679)	(\$980,393)	
Fiscal YTD cash balance	\$491,558	\$1,572,277	



ALL FUNDS -ACCOUNTS PAYABLE

<u>Accounts Payable Expenses</u>	<u>This Year</u>		<u>One Year Ago</u>	<u>% Incr/(Decr)</u>
# of Checks	277	# of Checks	348	
\$ Amount	\$1,015,380	\$ Amount	\$1,094,714	-7.25%

ALL FUNDS -PAYROLL

<u>Payroll Expenses for Current Month</u>		<u>Prior Year's Payroll Expenses- Same Month</u>	
Total Month's Payroll Amount	\$1,740,513	\$1,211,986	43.61%

GENERAL FUND BUDGET STATUS

General Fund Expenses	\$13,925,366	Budget Analysis: 7 of 12 months=58% /16 of 26 payrolls=62%
Gen Fund Appropriations*	\$24,349,191	
Percent to Total	57.19%	

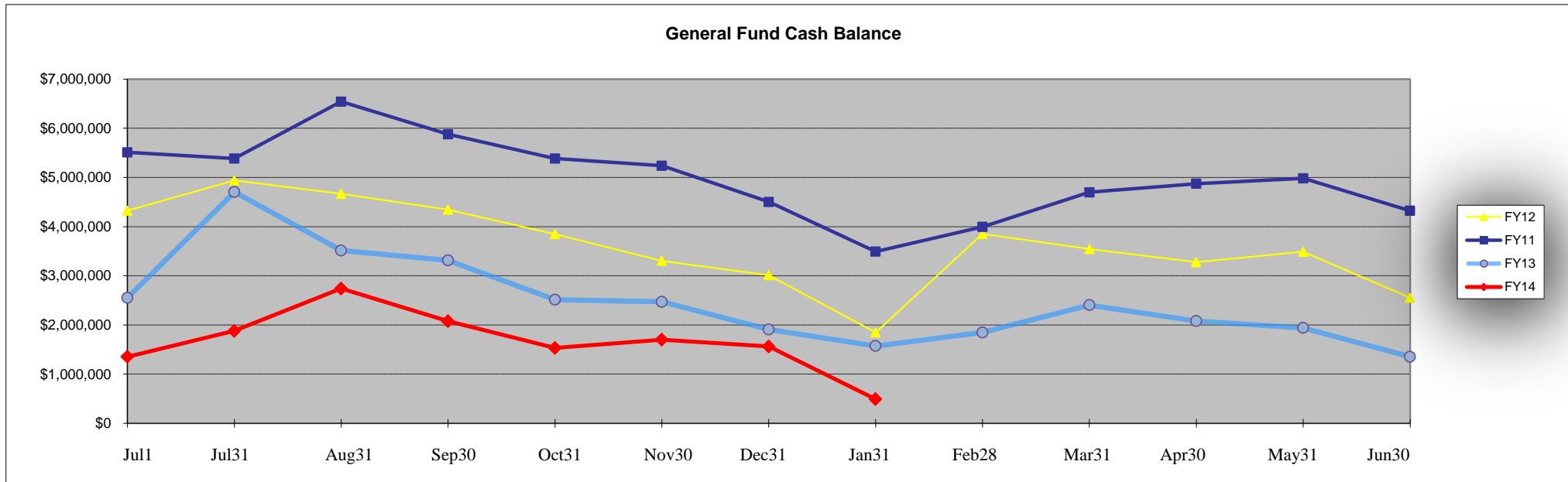
*TEMPORARY APPROPRIATIONS/DOES INCLUDE CARRYOVER ENCUMBRANCES & INCLUDES FUNDS 002-9002

ALL FUNDS - INVESTMENTS

<u>Investments</u>		<u>PORTFOLIO SUMMARY -ALL FUNDS</u>	
STAR Ohio (yld/ .08%)	\$500,358.01	CASH BALANCE	\$ 3,591,161.71
STAR Ohio - Constr. Account (yld./ .08%)	\$1,358,207.27	LESS TOTAL INVESTMENTS	(\$2,358,565.28) % of Funds Invested
First Merit (yld. .25%)	500,000.00	CASH AVAILABLE*	\$ 1,232,596.43 65.68%
		*to offset bank charges at First Merit	
TOTAL INVESTMENTS	\$2,358,565.28		

Status of the General Fund Cash Balance
Fiscal Years 2004-2014

<u>Month</u>	<u>Fiscal 2014</u>	<u>Fiscal 2013</u>	<u>Fiscal 2012</u>	<u>Fiscal 2011</u>	<u>Fiscal 2010</u>	<u>Fiscal 2009</u>	<u>Fiscal 2008</u>	<u>Fiscal 2007</u>	<u>Fiscal 2006</u>	<u>Fiscal 2005</u>	<u>Fiscal 2004</u>
Beginning Balance	\$1,354,237	\$2,552,670	\$4,324,484	\$5,511,631	\$4,043,977	\$3,137,166	\$2,431,414	\$1,527,116	\$2,141,431	\$3,438,843	\$3,398,475
July	\$1,878,404	\$4,704,635	\$4,938,025	\$5,386,296	\$5,381,125	\$4,290,855	\$4,366,910	\$2,967,873	\$3,561,381	\$2,888,271	\$3,624,915
August	\$2,740,993	\$3,514,821	\$4,665,694	\$6,541,596	\$6,066,269	\$5,133,390	\$4,129,833	\$3,371,999	\$3,749,067	\$4,170,741	\$4,249,532
September	\$2,078,614	\$3,315,351	\$4,346,094	\$5,878,472	\$5,515,200	\$4,975,727	\$3,756,767	\$3,248,823	\$3,701,996	\$4,209,212	\$4,019,933
October	\$1,530,803	\$2,512,212	\$3,846,870	\$5,382,412	\$6,411,017	\$5,315,369	\$4,056,522	\$2,959,881	\$3,703,499	\$3,966,851	\$4,709,176
November	\$1,701,522	\$2,471,725	\$3,304,834	\$5,238,435	\$6,132,364	\$4,851,651	\$3,521,947	\$2,419,634	\$3,013,868	\$4,030,816	\$4,002,202
December	\$1,562,460	\$1,906,566	\$3,011,134	\$4,502,817	\$4,902,174	\$4,118,106	\$2,918,010	\$2,179,510	\$1,906,315	\$3,032,467	\$3,373,449
January	\$491,558	\$1,572,277	\$1,847,063	\$3,491,059	\$4,454,801	\$3,730,778	\$2,370,727	\$1,723,304	\$1,316,295	\$2,684,284	\$2,319,456
February		\$1,848,711	\$3,852,601	\$3,994,547	\$4,886,259	\$4,027,391	\$4,572,607	\$3,267,777	\$2,571,178	\$3,849,716	\$2,524,587
March		\$2,403,504	\$3,545,715	\$4,697,570	\$5,562,449	\$5,030,967	\$3,963,621	\$3,531,678	\$2,491,379	\$3,829,586	\$3,885,344
April		\$2,081,263	\$3,276,631	\$4,872,194	\$5,924,350	\$4,702,970	\$3,708,254	\$3,268,934	\$2,177,264	\$3,446,847	\$3,856,676
May		\$1,941,029	\$3,488,373	\$4,982,733	\$5,893,980	\$4,242,768	\$3,669,369	\$2,993,399	\$2,019,240	\$3,057,759	\$3,379,127
Ending Balance - June		\$1,354,237	\$2,552,670	\$4,324,484	\$5,511,631	\$4,043,977	\$3,137,166	\$2,431,414	\$1,527,116	\$2,141,431	\$3,438,843

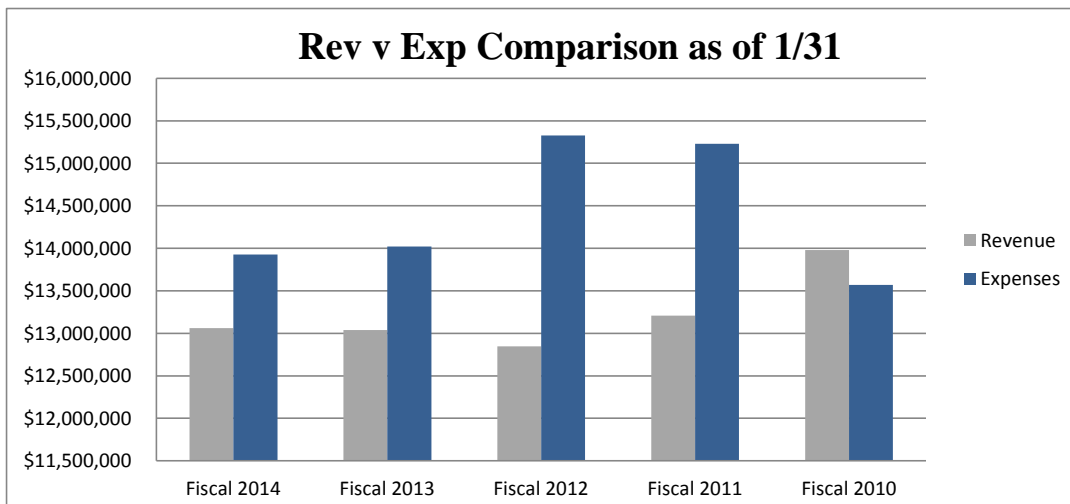


Louisville City Schools
General Fund Revenues and Expenditures by Month
Fiscal Years 2010-2014

Revenues					
	Fiscal 2014	Fiscal 2013	Fiscal 2012	Fiscal 2011	Fiscal 2010
Jul	\$2,251,289	\$3,847,900	\$3,316,730	\$2,106,672	\$3,291,632
Aug	\$3,475,060	\$1,323,720	\$1,679,906	\$3,259,871	\$2,668,552
Sep	\$1,305,501	\$1,776,753	\$1,909,110	\$1,840,446	\$1,351,578
Oct	\$1,373,486	\$1,304,839	\$1,360,887	\$1,476,422	\$2,839,926
Nov	\$1,956,904	\$1,801,159	\$1,328,175	\$1,771,833	\$1,580,340
Dec	\$1,414,194	\$1,349,230	\$1,912,671	\$1,434,028	\$1,161,835
Jan	\$1,286,253	\$1,636,374	\$1,338,580	\$1,319,879	\$1,084,664
Feb		\$2,121,950	\$4,015,067	\$2,330,543	\$2,252,294
Mar		\$2,960,684	\$1,574,291	\$2,579,698	\$2,793,147
Apr		\$1,681,557	\$1,734,731	\$2,170,914	\$2,316,332
May		\$1,801,334	\$1,977,913	\$1,865,172	\$1,824,991
Jun		\$1,272,228	\$1,393,417	\$1,318,234	\$1,339,604
Totals	\$13,062,687	\$22,877,728	\$23,541,477	\$23,473,711	\$24,504,896

TRANSFER OF INSURANCE FUND MONIES TO GENERAL FUND IN APRIL: \$993,834.28

Expenses					
Month	Fiscal 2014	Fiscal 2013	Fiscal 2012	Fiscal 2011	Fiscal 2010
Jul	\$1,727,122	\$1,695,935	\$2,707,226	\$2,232,007	\$1,954,484
Aug	\$2,612,471	\$2,513,534	\$1,952,237	\$2,104,570	\$1,983,409
Sep	\$1,967,880	\$1,976,223	\$2,228,709	\$2,503,570	\$1,902,647
Oct	\$1,921,297	\$2,107,978	\$1,860,111	\$1,972,482	\$1,944,109
Nov	\$1,786,185	\$1,841,646	\$1,870,211	\$1,915,810	\$1,858,994
Dec	\$1,553,256	\$1,914,389	\$2,206,371	\$2,169,645	\$2,392,025
Jan	\$2,357,155	\$1,970,663	\$2,502,650	\$2,331,637	\$1,532,037
Feb		\$1,845,516	\$2,009,528	\$1,827,055	\$1,820,836
Mar		\$2,405,891	\$1,881,178	\$1,876,675	\$2,116,958
Apr		\$2,003,798	\$2,003,815	\$1,996,290	\$1,954,431
May		\$1,941,568	\$1,766,171	\$1,754,633	\$1,855,361
Jun		\$1,859,020	\$2,329,120	\$1,976,483	\$1,721,953
Totals	\$13,925,366	\$24,076,161	\$25,317,328	\$24,660,858	\$23,037,242



FORECAST TRACKER FY 2014



REVENUE	October	YTD	% of		July	Aug	Sept	Oct	Nov	Dec	Jan	Feb	Mar	April	May	June
	Forecast	Actual	Forecast	Pace												
Gen Prop	6,491,481	2,806,884	43%	50%	926,660	1,880,078	146	-	-	-	-					
Tangible Prop	439,925	206,875	47%	50%	-	206,875	-	-	-	-	-					
Unrestricted	14,109,901	8,459,444	60%	58%	1,156,792	1,234,703	1,155,214	1,264,973	1,286,988	1,162,796	1,197,978					
Restricted	62,957	44,279	70%	58%	5,848	5,848	5,848	5,848	16,804	2,040	2,043					
Prop Tax Alloc	1,163,077	516,549	44%	50%	-	-	-	-	516,033	516	-					
Other	1,729,040	1,028,656	59%	58%	161,989	147,556	144,293	102,665	137,079	248,842	86,232					
	23,996,381	13,062,687	54%		2,251,289	3,475,060	1,305,501	1,373,486	1,956,904	1,414,194	1,286,253	-	-	-	-	-

EXPENSES	October	YTD	% of		July	Aug	Sept	Oct	Nov	Dec	Jan	Feb	Mar	April	May	June
	Forecast	Actual	Forecast	Pace												
Salaries	14,546,474	8,863,565	61%	62%	1,329,479	1,610,346	1,092,532	1,090,126	1,063,440	1,079,057	1,598,585	2 pays	2 pays	2 pays	2 pays	2 pays
Benefits	5,611,778	2,926,610	52%	62%	208,828	506,787	481,867	542,541	494,282	193,873	498,432					
Purchased Serv	2,604,239	1,432,028	55%	58%	153,057	215,693	316,442	219,158	153,060	159,004	215,614					
Supplies	613,713	324,593	53%	58%	26,614	84,699	43,611	45,544	49,986	49,767	24,372					
Cap	55,000	2,602	5%	58%	-	-	-	-	2,602	-	-					
Other	587,582	375,968	64%	58%	9,144	194,946	33,428	23,928	22,815	71,555	20,152					
	24,018,786	13,925,366	58%		1,727,122	2,612,471	1,967,880	1,921,297	1,786,185	1,553,256	2,357,155	-	-	-	-	-

CASH	October	Current		July	Aug	Sept	Oct	Nov	Dec	Jan	Feb	Mar	April	May	June
	Forecast	Position	Difference												
Beg Cash	1,354,234	1,354,234	-	1,354,234	1,878,401	2,740,990	2,078,611	1,530,800	1,701,519	1,562,457					
End Cash	1,331,832	491,555	(840,277)	1,878,401	2,740,990	2,078,611	1,530,800	1,701,519	1,562,457	491,555					
Encumbrances	350,000	-	350,000	3,107,847	3,018,947	2,690,256	2,373,290	2,170,787	1,954,196	1,804,998					
Bus Reserv	75,566	-	75,566	75,566	75,566	75,566	75,566	75,566	75,566	75,566					
Unenc Cash	906,266	491,555	(414,711)	(1,305,012)	(353,523)	(687,211)	(918,056)	(544,834)	(467,305)	(1,389,010)	-	-	-	-	-

THROUGH JAN 2014		
Revenue		Forecast Pct
Gen Prop	2,806,884	43%
Tangible Prop	206,875	47%
Unrestricted	8,459,444	60%
Restricted	44,279	70%
Prop Tax Alloc	516,549	44%
Other	1,028,656	59%
Total Revenue	13,062,687	54%
Expenses		
Salaries	8,863,565	61%
Benefits	2,926,610	52%
Purchased Serv	1,432,028	55%
Supplies	324,593	53%
Cap	2,602	5%
Other	375,968	64%
Total Expenses	13,925,366	58%
Difference	(862,679)	
Beg Cash	1,354,234	
End Cash	491,555	37%

THROUGH JAN 2013		
Revenue		Forecast Pct
Gen Prop	3,135,081	53%
Tangible Prop	194,209	48%
Unrestricted	8,278,259	59%
Restricted	40,936	58%
Prop Tax Alloc	504,871	50%
Other	886,619	60%
Total Revenue	13,039,975	57%
Expenses		
Salaries	8,825,448	59%
Benefits	3,197,320	56%
Purchased Serv	1,339,908	56%
Supplies	388,523	61%
Cap	5,295	100%
Other	263,874	57%
Total Expenses	14,020,368	58%
Difference	(980,393)	
Beg Cash	2,552,669	
End Cash	1,572,276	397%

Bank Reconciliation
Month: JANUARY 2014

** BALANCED **

Statement Balances:		
First Merit - General	\$1,666,077.77	
First Merit - Payroll	\$0.00	
Pay for It Student Fees #0765	<u>\$1,372.96</u>	
Total Statement Balances		\$1,667,450.73
Investments - GENERAL		
STAR Ohio (ovrnt %)	\$ 500,358.01	
STAR Ohio Const. Acct.	\$ 1,358,207.27	
FM CD iss 8/27/13 181 day .20% mat 2/24/14	<u>\$ 500,000.00</u>	
Total Investments		\$2,358,565.28
Petty Cash:		
Treasurer's Office	\$600.00	
Total Petty Cash		\$600.00
Add: Deposits in Transit		\$0.00
Less Outstanding Checks:		
First Merit - General	(\$375,297.19)	
First Merit - Payroll	(\$59,560.72)	
Adjustments to Bank:		
Jan Taxes w/held until end of Qtr.	(\$596.39)	
Adjusted Bank Balances		<u>\$3,591,161.71</u>

Fund Balances:		\$3,582,813.90
Adjustments:		
Cafeteria Deposits in Transit	\$	8,347.81
Adjusted Fund Balances		<u>\$3,591,161.71</u>
Drawer Change:		
HS Bookstore \$75		\$75.00
Athl (\$3,900 aug-oct, \$2,000 nov-feb, \$100 Mar-Ju		\$1,600.00
High School Main \$50		\$50.00
Middle School Athletics \$25		\$25.00
Cafeteria (\$550 aug-jun only)		\$550.00
Concessions (\$550 aug-oct only)		<u>\$0.00</u>
Total Drawer Change		\$2,300.00

PAYROLL RECONCILIATION

Beginning Outstanding Checks		\$8,885.30	
Add: Check Runs	\$589,059.62		
	\$71,009.50		
	<u>\$580,443.64</u>		
Total Check Runs		\$1,740,512.76	bank stmt
Less: First Merit Checks and Debits (direct deposits)		(\$1,205,207.53)	
Less: Memo Checks			
Total Memo Checks		<u>\$0.00</u>	
Less: Employee Deductions			
001 Federal	(\$161,174.76)		
002 State	(\$39,765.12)		
692,694 Medicare	(\$23,090.82)		
590,690 SERS	(\$38,344.17)		
591,691 STRS	(\$149,077.18)		
693 FICA			
LEA	(\$16,098.96)		
TSA	(\$26,459.45)		
LSVL TAX	<u>(\$30,005.74)</u>		
Total Deductions		(\$484,016.20)	
Less current month City Taxes or Add prev 2 mos. @ e.o.qtr.			current month
005 Canton	(\$545.00)		
004 Alliance	<u>(\$51.39)</u>		
Total City Taxes		(\$596.39)	
Other Adjustments:			
Yearly OAPSE Local Dues		(\$17.20)	
 Outstanding checks for month		 <u>\$59,560.72</u>	
		\$59,560.72 = CHKSTS O/S LIST	
		\$0.00	

GENERAL OUTSTANDING CHECKS RECONCILIATION

Beginning Outstanding Checks		\$71,073.65	
Add Check Runs --warrant checks only:		\$728,975.24	
ADD: Refund Checks		\$71.00	
Less: First Merit Checks Cashed		(\$421,455.55)	
Other Adjustments:			
136558 Void Miller, Ben	(\$40.00)		
136594 Void Terry's Truck & Trailer	(\$32.00)		
136501 Void Northern Mobile	(\$419.15)		
135770 Void Northeastern Buckeye Conference	(\$2,875.00)		
136836 Void Miller, Ed	(\$1.00)		
Total Adjustments		<u>(\$3,367.15)</u>	
Outstanding checks for month		<u>\$375,297.19</u>	
		\$375,297.19 = CHEKPY O/S LIST	
		\$0.00	

Begin Balance	MTD Receipts	FYTD Receipts	MTD Expenditures	FYTD Expenditures	Current Fund Balance	Current Encumbrances	Unencumbered Fund Balance
TOTAL FOR Fund 001 - GENERAL:							
1,354,233.91	1,286,252.77	13,006,255.44	2,357,155.18	13,922,150.05	438,339.30	1,751,782.27	1,313,442.97-
TOTAL FOR Fund 002 - BOND RETIREMENT:							
1,070,387.02	0.00	1,131,128.69	0.00	1,441,650.46	759,865.25	571,813.13	188,052.12
TOTAL FOR Fund 003 - PERMANENT IMPROVEMENT:							
245,161.48	4,903.30	140,512.93	53,954.75	194,483.72	191,190.69	95,753.12	95,437.57
TOTAL FOR Fund 004 - BUILDING:							
76,514.66	0.00	0.00	0.00	32,076.14	44,438.52	44,438.52	0.00
TOTAL FOR Fund 006 - FOOD SERVICE:							
80,196.30	188,077.63	811,254.14	125,549.43	763,767.83	127,682.61	385,928.80	258,246.19-
TOTAL FOR Fund 007 - SPECIAL TRUST:							
1,946.15	25.55	2,576.47	0.00	896.03	3,626.59	837.22	2,789.37
TOTAL FOR Fund 009 - UNIFORM SCHOOL SUPPLIES:							
70,819.69	9,185.84	142,259.46	3,714.52	126,641.16	86,437.99	7,765.69	78,672.30
TOTAL FOR Fund 010 - CLASSROOM FACILITIES:							
1,358,027.37	16.50	13,405.52	852.00	37,060.43	1,334,372.46	99,794.68	1,234,577.78
TOTAL FOR Fund 011 - ROTARY-SPECIAL SERVICES:							
3,281.23	424.05	3,375.12	89.44	1,777.19	4,879.16	4,797.81	81.35
TOTAL FOR Fund 012 - ADULT EDUCATION:							
3,663.11	0.00	0.00	0.00	0.00	3,663.11	0.00	3,663.11
TOTAL FOR Fund 018 - PUBLIC SCHOOL SUPPORT:							
42,650.06	3,349.08	65,742.83	3,749.43	35,748.92	72,643.97	39,856.43	32,787.54
TOTAL FOR Fund 019 - OTHER GRANT:							
11,098.76	0.00	2,201.59	1,565.60	2,482.15	10,818.20	138.88	10,679.32
TOTAL FOR Fund 020 - SPECIAL ENTERPRISE FUND:							
23,798.91	0.00	38.36	0.00	1,000.00-	24,837.27	200.00	24,637.27
TOTAL FOR Fund 022 - DISTRICT AGENCY:							
4,068.35	0.00	29,793.00	4,521.65	29,493.00	4,368.35	300.00	4,068.35
TOTAL FOR Fund 034 - CLASSROOM FACILITIES MAINT.:							
263,134.03	0.00	77,074.86	15,376.34	185,428.72	154,780.17	127,322.91	27,457.26
TOTAL FOR Fund 200 - STUDENT MANAGED ACTIVITY:							
119,885.98	3,336.38	80,551.05	12,971.12	82,313.39	118,123.64	44,192.11	73,931.53

*** NOTE!! ONLY ACTIVE ACCOUNTS HAVE BEEN SELECTED, TOTALS MAY EXCLUDE AMOUNTS THAT ARE RELATED TO INACTIVE ACCOUNTS.

Begin Balance	MTD Receipts	FYTD Receipts	MTD Expenditures	FYTD Expenditures	Current Fund Balance	Current Encumbrances	Unencumbered Fund Balance
TOTAL FOR Fund 300 - DISTRICT MANAGED ACTIVITY:							
137,769.12	25,000.89	175,733.77	23,148.89	187,742.37	125,760.52	38,631.07	87,129.45
TOTAL FOR Fund 401 - AUXILIARY SERVICES:							
44,062.03	0.00	130,927.60	25,936.12	147,676.01	27,313.62	61,901.28	34,587.66-
TOTAL FOR Fund 451 - DATA COMMUNICATION FUND:							
0.00	0.00	3,600.00	0.00	0.00	3,600.00	0.00	3,600.00
TOTAL FOR Fund 504 - EDUCATION JOBS FUND:							
0.00	0.00	540.50	0.00	0.00	540.50	0.00	540.50
TOTAL FOR Fund 506 - RACE TO THE TOP:							
0.00	0.00	0.00	0.00	0.00	0.00	1,750.00	1,750.00-
TOTAL FOR Fund 516 - IDEA PART B GRANTS:							
37,494.37	121,511.39	325,795.52	67,095.09	342,448.81	20,841.08	59,185.77	38,344.69-
TOTAL FOR Fund 572 - TITLE I DISADVANTAGED CHILDRE							
12,785.33	42,262.52	222,872.92	39,087.52	218,556.65	17,101.60	10,760.26	6,341.34
TOTAL FOR Fund 587 - IDEA PRESCHOOL-HANDICAPPED:							
329.80	1,907.89	9,705.93	1,898.88	8,971.67	1,064.06	96.63	967.43
TOTAL FOR Fund 590 - IMPROVING TEACHER QUALITY:							
5,698.39	10,709.28	53,078.73	9,834.28	52,251.88	6,525.24	285.00	6,240.24
GRAND TOTALS:							
4,967,006.05	1,696,963.07	16,428,424.43	2,746,500.24	17,812,616.58	3,582,813.90	3,347,531.58	235,282.32

*** NOTE!! ONLY ACTIVE ACCOUNTS HAVE BEEN SELECTED, TOTALS MAY EXCLUDE AMOUNTS THAT ARE RELATED TO INACTIVE ACCOUNTS.

LOUISVILLE CITY SCHOOLS
 Revenue Account Summary
 SORTED BY FUND

	FYTD Receivable	FYTD Actual Receipts	MTD Actual Receipts	YTD Actual Receipts	FYTD Balance Receivable	FYTD Percent Received
*****TOTAL FOR FUND 001 (GENERAL):	23,332,343.00	13,006,255.44	1,286,252.77	1,286,252.77	10,326,087.56	55.74
*****TOTAL FOR FUND 002 (BOND RETIREMENT):	1,695,931.26	1,131,128.69	0.00	0.00	564,802.57	66.70
*****TOTAL FOR FUND 003 (PERMANENT IMPROVEMENT):	307,125.32	140,512.93	4,903.30	4,903.30	166,612.39	45.75
*****TOTAL FOR FUND 006 (FOOD SERVICE):	1,381,341.81	811,254.14	188,077.63	188,077.63	570,087.67	58.73
*****TOTAL FOR FUND 007 (SPECIAL TRUST):	1,591.25	2,576.47	25.55	25.55	985.22-	161.91
*****TOTAL FOR FUND 009 (UNIFORM SCHOOL SUPPLIES):	150,397.71	142,259.46	9,185.84	9,185.84	8,138.25	94.59
*****TOTAL FOR FUND 010 (CLASSROOM FACILITIES):	50,500.00	13,405.52	16.50	16.50	37,094.48	26.55
*****TOTAL FOR FUND 011 (ROTARY-SPECIAL SERVICES):	5,500.00	3,375.12	424.05	424.05	2,124.88	61.37
*****TOTAL FOR FUND 018 (PUBLIC SCHOOL SUPPORT):	75,500.00	65,742.83	3,349.08	3,349.08	9,757.17	87.08
*****TOTAL FOR FUND 019 (OTHER GRANT):	1,700.00	2,201.59	0.00	0.00	501.59-	129.51

*** NOTE!! ONLY ACTIVE ACCOUNTS HAVE BEEN SELECTED, TOTALS MAY EXCLUDE AMOUNTS THAT ARE RELATED TO INACTIVE ACCOUNTS. ***

LOUISVILLE CITY SCHOOLS
 Revenue Account Summary
 SORTED BY FUND

	FYTD Receivable	FYTD Actual Receipts	MTD Actual Receipts	YTD Actual Receipts	FYTD Balance Receivable	FYTD Percent Received
*****TOTAL FOR FUND 020 (SPECIAL ENTERPRISE FUND):	4,850.00	38.36	0.00	0.00	4,811.64	0.79
*****TOTAL FOR FUND 022 (DISTRICT AGENCY):	29,793.00	29,793.00	0.00	0.00	0.00	100.00
*****TOTAL FOR FUND 034 (CLASSROOM FACILITIES MAINT.):	220,612.42	77,074.86	0.00	0.00	143,537.56	34.94
*****TOTAL FOR FUND 200 (STUDENT MANAGED ACTIVITY):	145,000.00	80,551.05	3,336.38	3,336.38	64,448.95	55.55
*****TOTAL FOR FUND 300 (DISTRICT MANAGED ACTIVITY):	263,370.00	175,733.77	25,000.89	25,000.89	87,636.23	66.73
*****TOTAL FOR FUND 401 (AUXILIARY SERVICES):	258,071.92	130,927.60	0.00	0.00	127,144.32	50.73
*****TOTAL FOR FUND 451 (DATA COMMUNICATION FUND):	7,200.00	3,600.00	0.00	0.00	3,600.00	50.00
*****TOTAL FOR FUND 504 (EDUCATION JOBS FUND):	0.00	540.50	0.00	0.00	540.50-	0.00
*****TOTAL FOR FUND 506 (RACE TO THE TOP):	1,750.00	0.00	0.00	0.00	1,750.00	0.00
*****TOTAL FOR FUND 516 (IDEA PART B GRANTS):	626,000.00	325,795.52	121,511.39	121,511.39	300,204.48	52.04

*** NOTE!! ONLY ACTIVE ACCOUNTS HAVE BEEN SELECTED, TOTALS MAY EXCLUDE AMOUNTS THAT ARE RELATED TO INACTIVE ACCOUNTS. ***

LOUISVILLE CITY SCHOOLS
Revenue Account Summary
SORTED BY FUND

	FYTD Receivable	FYTD Actual Receipts	MTD Actual Receipts	YTD Actual Receipts	FYTD Balance Receivable	FYTD Percent Received
*****TOTAL FOR FUND 572 (TITLE I DISADVANTAGED CHILDREN):	408,169.91	222,872.92	42,262.52	42,262.52	185,296.99	54.60
=====						
*****TOTAL FOR FUND 587 (IDEA PRESCHOOL-HANDICAPPED):	18,806.58	9,705.93	1,907.89	1,907.89	9,100.65	51.61
=====						
*****TOTAL FOR FUND 590 (IMPROVING TEACHER QUALITY):	91,676.13	53,078.73	10,709.28	10,709.28	38,597.40	57.90
=====						
*****GRAND TOTALS:	29,077,230.31	16,428,424.43	1,696,963.07	1,696,963.07	12,648,805.88	56.50
=====						

*** NOTE!! ONLY ACTIVE ACCOUNTS HAVE BEEN SELECTED, TOTALS MAY EXCLUDE AMOUNTS THAT ARE RELATED TO INACTIVE ACCOUNTS. ***

FYTD Appropriated	Prior FY Carryover Encumbrances	FYTD Expendable	FYTD Actual Expenditures	MTD Actual Expenditures	Current Encumbrances	FYTD Unencumbered Balance	FYTD Percent Exp/Enc
*****TOTAL FOR FUND 001 (GENERAL):							
24,109,502.02	344,222.21	24,453,724.23	13,922,150.05	2,357,155.18	1,751,782.27	8,779,791.91	64.10
*****TOTAL FOR FUND 002 (BOND RETIREMENT):							
2,035,761.26	0.00	2,035,761.26	1,441,650.46	0.00	571,813.13	22,297.67	98.90
*****TOTAL FOR FUND 003 (PERMANENT IMPROVEMENT):							
291,808.00	10,942.75	302,750.75	194,483.72	53,954.75	95,753.12	12,513.91	95.87
*****TOTAL FOR FUND 004 (BUILDING):							
28,377.36	48,137.30	76,514.66	32,076.14	0.00	44,438.52	0.00	100.00
*****TOTAL FOR FUND 006 (FOOD SERVICE):							
1,468,414.24	1,354.15	1,469,768.39	763,767.83	125,549.43	385,928.80	320,071.76	78.22
*****TOTAL FOR FUND 007 (SPECIAL TRUST):							
3,247.40	160.00	3,407.40	896.03	0.00	837.22	1,674.15	50.87
*****TOTAL FOR FUND 009 (UNIFORM SCHOOL SUPPLIES):							
191,988.70	7,537.58	199,526.28	126,641.16	3,714.52	7,765.69	65,119.43	67.36
*****TOTAL FOR FUND 010 (CLASSROOM FACILITIES):							
250,000.00	128,560.74	378,560.74	37,060.43	852.00	99,794.68	241,705.63	36.15
*****TOTAL FOR FUND 011 (ROTARY-SPECIAL SERVICES):							
7,500.00	0.00	7,500.00	1,777.19	89.44	4,797.81	925.00	87.67
*****TOTAL FOR FUND 018 (PUBLIC SCHOOL SUPPORT):							
110,000.00	3.99	110,003.99	35,748.92	3,749.43	39,856.43	34,398.64	68.73

*** NOTE!! ONLY ACTIVE ACCOUNTS HAVE BEEN SELECTED, TOTALS MAY EXCLUDE AMOUNTS THAT ARE RELATED TO INACTIVE ACCOUNTS. ***

FYTD Appropriated	Prior FY Carryover Encumbrances	FYTD Expendable	FYTD Actual Expenditures	MTD Actual Expenditures	Current Encumbrances	FYTD Unencumbered Balance	FYTD Percent Exp/Enc
*****TOTAL FOR FUND 019 (OTHER GRANT):							
12,798.76	0.00	12,798.76	2,482.15	1,565.60	138.88	10,177.73	20.48
*****TOTAL FOR FUND 020 (SPECIAL ENTERPRISE FUND):							
15,290.30	0.00	15,290.30	1,000.00-	0.00	200.00	16,090.30	5.23-
*****TOTAL FOR FUND 022 (DISTRICT AGENCY):							
29,793.00	0.00	29,793.00	29,493.00	4,521.65	300.00	0.00	100.00
*****TOTAL FOR FUND 034 (CLASSROOM FACILITIES MAINT.):							
240,000.00	94,609.00	334,609.00	185,428.72	15,376.34	127,322.91	21,857.37	93.47
*****TOTAL FOR FUND 200 (STUDENT MANAGED ACTIVITY):							
197,041.91	2,316.38	199,358.29	82,313.39	12,971.12	44,192.11	72,852.79	63.46
*****TOTAL FOR FUND 300 (DISTRICT MANAGED ACTIVITY):							
319,474.85	42,155.44	361,630.29	187,742.37	23,148.89	38,631.07	135,256.85	62.60
*****TOTAL FOR FUND 401 (AUXILIARY SERVICES):							
258,616.09	18,125.31	276,741.40	147,676.01	25,936.12	61,901.28	67,164.11	75.73
*****TOTAL FOR FUND 451 (DATA COMMUNICATION FUND):							
7,200.00	0.00	7,200.00	0.00	0.00	0.00	7,200.00	0.00
*****TOTAL FOR FUND 506 (RACE TO THE TOP):							
1,750.00	0.00	1,750.00	0.00	0.00	1,750.00	0.00	100.00
*****TOTAL FOR FUND 516 (IDEA PART B GRANTS):							
593,345.25	26,532.78	619,878.03	342,448.81	67,095.09	59,185.77	218,243.45	64.79

*** NOTE!! ONLY ACTIVE ACCOUNTS HAVE BEEN SELECTED, TOTALS MAY EXCLUDE AMOUNTS THAT ARE RELATED TO INACTIVE ACCOUNTS. ***

Date: 02/03/14
Time: 12:18 pm

LOUISVILLE CITY SCHOOLS
Budget Account Summary
SORTED BY FUND

Page: 3
(BUDSUM)

FYTD Appropriated	Prior FY Carryover Encumbrances	FYTD Expendable	FYTD Actual Expenditures	MTD Actual Expenditures	Current Encumbrances	FYTD Unencumbered Balance	FYTD Percent Exp/Enc
*****TOTAL FOR FUND 572 (TITLE I DISADVANTAGED CHILDREN):							
373,624.36	0.00	373,624.36	218,556.65	39,087.52	10,760.26	144,307.45	61.38
=====							
*****TOTAL FOR FUND 587 (IDEA PRESCHOOL-HANDICAPPED):							
15,530.74	0.00	15,530.74	8,971.67	1,898.88	96.63	6,462.44	58.39
=====							
*****TOTAL FOR FUND 590 (IMPROVING TEACHER QUALITY):							
96,210.90	835.87	97,046.77	52,251.88	9,834.28	285.00	44,509.89	54.14
=====							
*****GRAND TOTALS:							
30,657,275.14	725,493.50	31,382,768.64	17,812,616.58	2,746,500.24	3,347,531.58	10,222,620.48	67.43
=====							

*** NOTE!! ONLY ACTIVE ACCOUNTS HAVE BEEN SELECTED, TOTALS MAY EXCLUDE AMOUNTS THAT ARE RELATED TO INACTIVE ACCOUNTS. ***

LOUISVILLE CITY SCHOOL DISTRICT
CHECKS ISSUED
From 01-01-2014 To 01-31-2014

Check Number	FUND	Special Cost Center	Organizational Unit	Check Date	Vendor Name	Item Description	Check Amount
00136598	034	9008	004	2014-01-09	ACCENT ELECTRONIC SYSTEM	REPAIRS FOR LES INTERCOM	\$860.00
00136679	401	9214	012	2014-01-16	ACT PUBLICATIONS	Student Testing EXPLORE	\$553.50
00136680	006	0000	002	2014-01-16	AKRON CANTON COMM. EQUIP	Middle School Equipment	\$821.80
00136681	006	0000	001	2014-01-16	ALFRED NICKLES BAKERY	BREAD PRODUCTS SR.	\$1,320.05
00136682	001	0000	000	2014-01-16	AMAZON.COM, INC.	100X PANASONIC CR2032 3V	\$501.36
00136763	001	0000	001	2014-01-24	AMERICAN ELECTRIC POWER	HS- ELECTRIC	\$36,965.00
00136840	001	0000	000	2014-01-31	AT & T	DISTRICT PHONE CHARGES	\$2,774.32
00136669	001	0000	000	2014-01-09	AUDITOR OF STATE	FY2013 AUDIT ACCORDING TO	\$3,407.50
00136764	001	0000	000	2014-01-24	AULTWORKS OCCUPATIONAL M	RANDOM DRUG AND ALCOHOL	\$69.00
00136683	006	0000	002	2014-01-16	BARKETT FRUIT CO. INC.	-PRODUCE	\$3,032.09
00136765	300	930C	001	2014-01-24	BAUNGARDNER, GARY JR	OFFICIALS - BOYS BASKETBALL	\$65.00
00136766	001	0000	005	2014-01-24	BAYHAM, AMEE	MILEAGE BETWEEN SCHOOLS	\$81.36
00136767	300	930C	001	2014-01-24	BEATTY'S SPORTS SHOP	T-SHIRTS, YOUTH BASKETBALL	\$2,412.00
00136684	200	920Q	001	2014-01-16	BEATTY'S SPORTS SHOP	NBC CHEER T-SHIRTS	\$7,865.95
00136685	001	0000	000	2014-01-16	BENNETT, JENNIFER	CREDENTIALING	\$225.00
00136686	300	930C	001	2014-01-16	BIALOTA, KEITH ANTHONY	OFFICIALS - BOYS BASKETBALL	\$35.00
00136600	300	0000	001	2014-01-09	BLAKE, DERRICK J.	Security for Winter Sporting	\$72.00
00136601	300	930C	001	2014-01-09	BLANKENSHIP, STEPHEN	OFFICIALS - BOYS BASKETBALL	\$65.00
00136841	300	0000	001	2014-01-31	BOARDMAN BOOSTER CLUB, I	ENTRY FEE, HS TEAMS	\$240.00
00136602	300	0000	001	2014-01-09	BOURQUIN, ANDREW	OFFICIALS - GIRLS BASKETBALL	\$65.00
00136687	006	0000	001	2014-01-16	BUCKEYE DISTRIBUTING, IN	Food Service Supplies for LHS	\$266.44
00136603	300	0000	001	2014-01-09	BURCHFIELD, DAVE J	OFFICIALS - GIRLS BASKETBALL	\$40.00
00136688	009	9422	001	2014-01-16	CAMMEL SAW CO.	Saw Blade Sharpening	\$191.15
00136842	018	918B	002	2014-01-31	CANTON CHARGE	TICKET FOR CANTON CHARGE GAME	\$965.00
00136604	001	0000	000	2014-01-09	CANTON DATA PRINT, INC.	POSTAGE AND MAIL PROCESSING	\$10,000.00
00136689	034	9008	005	2014-01-16	CANTON WATER DEPT LABORA	NN WATER TESTING	\$127.50
00136690	006	0000	002	2014-01-16	CARL'S COMMERCIAL REPAIR	EQUIPMENT REPAIR	\$174.00
00136768	009	9429	001	2014-01-24	CAROLINA BIOLOGICAL SUPP	Science Supplies - ATP Muscle	\$308.38
00136691	300	0000	000	2014-01-16	CARSELLO, RACHEL	OFFICIALS - BOYS BASKETBALL	\$144.00
00136769	300	0000	000	2014-01-24	CARSELLO, RACHEL	OFFICIALS - BOYS BASKETBALL	\$72.00
00136605	001	0000	000	2014-01-09	CARTRIDGE WORLD	REPLACEMENT CARTRIDGE-BLACK	\$150.00
00136606	034	9008	001	2014-01-09	CCG AUTOMATION, INC.	Install a new ZN341v control	\$400.54
00136770	200	920H	001	2014-01-24	CENTRAL CATHOLIC H.S.	Registration Fees for Speech &	\$103.00
00136771	200	920H	001	2014-01-24	CHANEY, DANIELLE	Reimbursement for tolls on	\$26.50
00136607	001	0000	007	2014-01-09	CITY OF LOUISVILLE	crossing guards -agreement	\$1,999.66
00136693	300	0000	001	2014-01-16	CLAPPER, JOHN	OFFICIALS - GIRLS BASKETBALL	\$25.00
00136772	300	0000	000	2014-01-24	CLARK, ZACK	OFFICIALS - BOYS BASKETBALL	\$144.00
00136843	300	0000	000	2014-01-31	CLARK, ZACK	OFFICIALS - BOYS BASKETBALL	\$72.00
00136608	300	0000	001	2014-01-09	CLARK, ZACK	Security for Winter Sporting	\$72.00
00136694	001	0000	000	2014-01-16	CLASSIC SOLUTIONS	CLEANING SUPPLIES	\$510.30
00136695	300	930C	001	2014-01-16	CLIFFORD, TERRELL	OFFICIALS - BOYS BASKETBALL	\$65.00
00136773	300	0000	001	2014-01-24	CLOVERLEAF HS ATHLETIC D	INVITATIONAL ENTRY FEE	\$160.00
00136696	401	9214	012	2014-01-16	CMH ELECTRONICS	Instructional Supplies-16 Port	\$1,992.17
00136844	300	930N	001	2014-01-31	COGAN, GARY L	OFFICIALS - GIRLS BASKETBALL	\$40.00
00136774	001	0000	016	2014-01-24	COMDOC LEASING	PRINTERS MAINTENANCE CONTRACT	\$1,098.00
00136775	001	0000	001	2014-01-24	COMDOC-Copiers	H.S. INSTR.	\$6,398.00
00136776	300	0000	000	2014-01-24	CONCORD THERAPY GROUP	ATHLETIC TRAINING SERVICES	\$931.00
00136777	300	930C	001	2014-01-24	COOKS, JONATHAN	OFFICIALS - BOYS BASKETBALL	\$65.00
00136609	001	0000	007	2014-01-09	COUNTY SEWER DEPT.	BUS GARAGE - 3706 VICTORY	\$271.28
00136845	300	930N	001	2014-01-31	COVERT, MICHAEL JON	OFFICIALS - GIRLS BASKETBALL	\$65.00
00136610	300	0000	001	2014-01-09	CRAIG, JAMES	OFFICIALS - GIRLS BASKETBALL	\$40.00
00136697	300	930C	001	2014-01-16	CRAIG, JOHN D.	OFFICIALS - BOYS BASKETBALL	\$40.00

LOUISVILLE CITY SCHOOL DISTRICT
CHECKS ISSUED
From 01-01-2014 To 01-31-2014

Check Number	FUND	Special Cost Center	Organizational Unit	Check Date	Vendor Name	Item Description	Check Amount
00136837				2014-01-29	CRATER, BRYAN	<i>Refund</i>	\$60.00
00136778	300	0000	000	2014-01-24	CROWL, KELLY	OFFICIALS - BOYS BASKETBALL	\$72.00
00136611	300	0000	001	2014-01-09	CROWL, KELLY	Security for Winter Sporting	\$72.00
00136698	200	920E	001	2014-01-16	CUSTOMINK, LLC	T-shirts for German Club	\$466.26
00136779	300	930C	001	2014-01-24	DAVIS, TODD	OFFICIALS - BOYS BASKETBALL	\$40.00
00136701	300	0000	001	2014-01-16	DAVIS, TODD	OFFICIALS - GIRLS BASKETBALL	\$65.00
00136780	300	930C	001	2014-01-24	DEMARCO, JOHN	Fitness & conditioning boys'	\$500.00
00136846	009	9411	002	2014-01-31	DICK BLICK COMPANY	E00711-5248 BLICKRYLIC	\$28.48
00136613	009	9411	002	2014-01-09	DICK BLICK COMPANY	E00711-1088 BLICKRYLIC WHITE	\$130.24
00136781	009	9418	001	2014-01-24	DICK BLICK COMPANY	Student Supplies	\$953.06
00136754	006	0000	001	2014-01-16	DIVISION OF SCHOOL FOOD	COMMODITIES SR.	\$6,237.53
00136782	034	9008	005	2014-01-24	DOERSCHUK PLUMBING AND	Per invoice #18175 repair	\$617.47
00136783	001	0000	001	2014-01-24	DOMINION EAST OHIO	High School	\$3,432.69
00136847	001	0000	004	2014-01-31	DOMINION EAST OHIO	LES	\$1,205.36
00136702	001	0000	002	2014-01-16	DOMINION RETAIL, INC.	MIDDLE SCHOOL	\$2,251.70
00136614	001	0000	001	2014-01-09	DOMINION RETAIL, INC.	HIGH SCHOOL	\$2,657.85
00136615	001	0000	007	2014-01-09	DYNA SYSTEMS	PARTS FOR TRANS DEPT FY2014	\$176.37
00136616	034	9008	004	2014-01-09	DYNA-TECH AIR FILTER PRO	AIR FILTERS FOR LE	\$126.64
00136848	034	9008	004	2014-01-31	DYNA-TECH AIR FILTER PRO	AIR FILTERS FOR LE	\$1,738.74
00136612	034	9008	001	2014-01-09	Damon Industries Inc.	WATER TREATMENT SERVICES	\$576.25
00136617	001	0000	000	2014-01-09	EDUCATIONAL FUNDING GROU	E-RATE CONSULTANT FEE (3.5%)	\$9,362.63
00136618	001	0000	007	2014-01-09	ELDER, PAMELA	CDL RENEWAL FEES	\$44.75
00136703	006	0000	001	2014-01-16	ERMANNOS 3 GUYS PIZZA	PIZZA SR.	\$1,372.80
00136784	200	920U	001	2014-01-24	FABIAN, LAURA	Misc. supplies, donuts &	\$43.83
00136619	300	930C	001	2014-01-09	FARLEY, DAN	OFFICIALS - BOYS BASKETBALL	\$35.00
00136785	300	930C	001	2014-01-24	FARLEY, DAN	OFFICIALS - BOYS BASKETBALL	\$25.00
00136704	001	0000	004	2014-01-16	FARRAH, PAUL	MILEAGE FOR PAUL FARRAH TO	\$66.11
00136620	300	0000	001	2014-01-09	FARSON, STAN	OFFICIALS - GIRLS BASKETBALL	\$40.00
00136849	300	930N	001	2014-01-31	FARSON, STAN	OFFICIALS - GIRLS BASKETBALL	\$65.00
00136621	001	0000	000	2014-01-09	FASTENAL COMPANY	Skid of Sidewalk salt	\$631.68
00136705	300	0000	001	2014-01-16	FENN, ROBERT II	OFFICIALS - GIRLS BASKETBALL	\$40.00
00136622	001	0000	000	2014-01-09	FIRST COMMUNICATIONS	DISTRICT -LONG DISTANCE PHONE	\$2,101.39
00011629	001	0000	001	2014-01-03	FIRST MERIT	Payroll - pay date 01/03/14.	\$589,059.62
00011630	001	0000	005	2014-01-17	FIRST MERIT	Payroll - pay date 01/17/14.	\$571,009.50
00011631	001	0000	004	2014-01-31	FIRST MERIT	Payroll - pay date 01/31/14.	\$580,443.64
00136706	003	9601	000	2014-01-16	FIRST MERIT EQUIPMENT FI	LEASE PURCHASE OF SCHOOL BUSES	\$35,496.75
00136623	300	0000	001	2014-01-09	FRUCHEY, BRIAN	OFFICIALS - GIRLS BASKETBALL	\$65.00
00136850	300	930N	001	2014-01-31	FRUCHEY, BRIAN	OFFICIALS - GIRLS BASKETBALL	\$65.00
00136624	001	0000	000	2014-01-09	FURBAY ELECTRIC SUPPLY C	ELECTRICAL MATERIALS FOR	\$306.70
00136707	300	930C	001	2014-01-16	GARCAR, MICHAEL R.	OFFICIALS - BOYS BASKETBALL	\$40.00
00136625	300	0000	001	2014-01-09	GARCAR, MICHAEL R.	OFFICIALS - GIRLS BASKETBALL	\$65.00
00136851	300	930N	001	2014-01-31	GARCAR, MICHAEL R.	OFFICIALS - GIRLS BASKETBALL	\$40.00
00136809	200	920E	001	2014-01-24	GIANT EAGLE	Refreshments for German Club	\$84.85
00136626	200	920H	001	2014-01-09	GLENOAK HIGH SCHOOL	Registration for debate	\$65.00
00136708	006	0000	001	2014-01-16	GORDON FOOD SERVICE INC	CANNED & DRY GOODS SR.	\$9,992.07
00136852	010	9908	001	2014-01-31	GREEN PLAQUE, LLC	16' Clear sand blasted plaques	\$852.00
00136627	200	920J	001	2014-01-09	GREER, MARK	Piano Accompanist for Fall,	\$370.00
00136628	300	0000	001	2014-01-09	GRIFFIN, JAMES EDWARD	OFFICIALS - SWIMMING	\$55.00
00136709	516	9514	000	2014-01-16	GRONOW, SUE	MILEAGE FOR THE 2013-2014	\$368.55
00136629	300	930C	001	2014-01-09	GUIDONE, GENE	OFFICIALS - BOYS BASKETBALL	\$40.00
00136853	300	930N	001	2014-01-31	GUIDONE, GENE	OFFICIALS - GIRLS BASKETBALL	\$40.00
00136630	300	930C	001	2014-01-09	HALL, CHARLES KEN	OFFICIALS - BOYS BASKETBALL	\$35.00

LOUISVILLE CITY SCHOOL DISTRICT
CHECKS ISSUED
From 01-01-2014 To 01-31-2014

Check Number	FUND	Special Cost Center	Organizational Unit	Check Date	Vendor Name	Item Description	Check Amount
00136786	300	930C	001	2014-01-24	HALL, CHARLES KEN	OFFICIALS - BOYS BASKETBALL	\$40.00
00136787	300	930C	001	2014-01-24	HARRIS, MIKE	OFFICIALS - BOYS BASKETBALL	\$65.00
00136631	300	0000	001	2014-01-09	HARRIS, MIKE	OFFICIALS - GIRLS BASKETBALL	\$65.00
00136710	300	930C	001	2014-01-16	HEZOUCKY, DEREK	OFFICIALS - BOYS BASKETBALL	\$35.00
00136788	300	930C	001	2014-01-24	HICKS, BRAD	OFFICIALS - BOYS BASKETBALL	\$80.00
00136711	300	930C	001	2014-01-16	HILL, MARK	OFFICIALS - BOYS BASKETBALL	\$65.00
00136740	034	9008	004	2014-01-16	HILLYARD, INC.	Stay Kleen vinyl runner 3ft X	\$2,093.11
00136789	300	930C	001	2014-01-24	HOCHADEL, KEITH	OFFICIALS - BOYS BASKETBALL	\$80.00
00136712	300	930C	001	2014-01-16	HOCHADEL, KEITH	OFFICIALS - BOYS BASKETBALL	\$40.00
00136790	001	0000	000	2014-01-24	HOLIDAY INN CITY CENTER	RESERVATION 1/27/14 - 1/28/14	\$149.83
00136633	001	0000	000	2014-01-09	HOSTETLER, DIANE	MILEAGE FOR FY14	\$37.52
00136713	018	918D	004	2014-01-16	HUB-VICTOR	SPELLING BEE TROPHY FOR 2014	\$21.00
00136599	300	0000	001	2014-01-09	HUDL.COM	1 YEAR SUBSCRIPTION, BOYS &	\$400.00
00136714	300	0000	001	2014-01-16	HUPP, JEFFREY K	OFFICIALS - GIRLS BASKETBALL	\$25.00
00136715	300	930C	001	2014-01-16	HURST, RON	OFFICIALS - BOYS BASKETBALL	\$65.00
00136632	001	0000	000	2014-01-09	Healthcare Billing Servi	2013-2014 BILLINGS FOR	\$305.62
00136854	200	920U	001	2014-01-31	Humes, Gerald R.	DJ for Heart's	\$600.00
00136716	300	0000	001	2014-01-16	INDEPENDENCE BUSINESS SU	LABELS AVE5029	\$414.48
00136634	034	9008	001	2014-01-09	INDEPENDENT ELEVATOR CO.	HS Elevator Inspection	\$496.00
00992243	001	0000	004	2014-01-17	INTERNAL REVENUE SERVICE	MEDICARE - 692 (BRDDIS)	\$15,631.36
00992247	001	0000	004	2014-01-31	INTERNAL REVENUE SERVICE	MEDICARE - 692 (BRDDIS)	\$8,156.32
00136792	001	0000	000	2014-01-24	INVO HEALTHCARE ASSOCIAT	OCCUPATIONAL THERAPY SERVICES	\$4,199.17
00136855	200	920U	001	2014-01-31	ISLAND DELIGHTS	Hearts Dance Smoothies to	\$1,210.00
00136635	001	0000	007	2014-01-09	J AND B FLEET	SUPPLIES FOR TRANS DEPT FY2014	\$192.11
00136717	001	0000	002	2014-01-16	J.W. PEPPER AND SON, INC	8TH GRADE CHOIR - SHEET MUSIC	\$42.90
00136636	300	0000	001	2014-01-09	JACKSON, KEVIN	OFFICIALS - GIRLS BASKETBALL	\$130.00
00136718	300	0000	001	2014-01-16	JACKSON, KEVIN	OFFICIALS - GIRLS BASKETBALL	\$65.00
00136856	300	930N	001	2014-01-31	JACKSON, KEVIN	OFFICIALS - GIRLS BASKETBALL	\$65.00
00136794	300	0000	000	2014-01-24	JORDAN, BRENDA	OFFICIALS - BOYS BASKETBALL	\$72.00
00136637	300	0000	001	2014-01-09	JORDAN, BRENDA	Security for Winter Sporting	\$72.00
00136719	001	0000	000	2014-01-16	JOSEPH A JEFFRIES CO.	Snow Plowing for FY 2014	\$2,867.25
00136795	200	920M	002	2014-01-24	JOSTEN'S	YEARBOOKS FOR LMS STUDENTS	\$453.00
00136793	034	9008	004	2014-01-24	Johnson Controls Inc.	LES Chiller A and B not	\$1,311.15
00136796	011	9640	001	2014-01-24	K & M COFFEE SERVICE INC	Coffee supplies for school	\$39.95
00136638	001	0000	000	2014-01-09	KENNEDY COTTRELL RICHARD	AGREED UPON PROCEDURES	\$2,760.00
00136639	300	0000	001	2014-01-09	KOHUT, RICK	OFFICIALS - SWIMMING	\$55.00
00136720	001	0000	001	2014-01-16	KRATZ, KARL R.	Piano tuning for Choir pianos	\$45.00
00136640	018	918E	005	2014-01-09	LEGENDARY ILLUSIONS	MAGIC SHOW ASSEMBLY	\$350.00
00136641	022	3000	000	2014-01-09	LEOPARD TOUCHDOWN CLUB	FOOD, 11/8 PLAYOFFS	\$142.76
00136721	006	0000	001	2014-01-16	LINIFORM SERVICE	TOWELS AND APRONS	\$464.42
00992246	200	920H	001	2014-01-29	LOUISVILLE BD OF EDUCATI	Bus for Friday afternoon Jan.	\$978.93
00992245	200	920H	001	2014-01-29	LOUISVILLE BOARD OF EDUC	Tiffani Pyle	\$5,273.63
00136642	001	0000	001	2014-01-09	LOUISVILLE CITY WATER	HS - WATER/SEWER	\$4,050.35
00136797	006	0000	000	2014-01-24	LOUISVILLE ELEM. PTO	Work done by Shannon Fraizer	\$1,972.50
00136798	001	0000	000	2014-01-24	LOUISVILLE HERALD INC.	2 Year Renewal Subscription to	\$58.00
00136738	001	0000	000	2014-01-16	LOUISVILLE POST OFFICE	300 FOREVER STAMPS	\$138.00
00136643	001	0000	000	2014-01-09	LOUISVILLE PUBLIC	ELECTRIC	\$1,101.08
00136799	300	0000	000	2014-01-24	LOWDERMILK, KRIS R.	OFFICIALS - WRESTLING	\$100.00
00136644	001	0000	000	2014-01-09	M. CONLEY CO.	CLEANING SUPPLIES FOR DIST	\$2,873.52
00136722	200	920Q	001	2014-01-16	MAKE A CHEERLEADER, LLC	Registration fee for 21 High	\$525.00
00136723	300	930C	001	2014-01-16	MANN, DOUGLAS	OFFICIALS - BOYS BASKETBALL	\$90.00
00136800	300	0000	001	2014-01-24	MANN, DOUGLAS	OFFICIALS - GIRLS BASKETBALL	\$25.00

LOUISVILLE CITY SCHOOL DISTRICT
CHECKS ISSUED
From 01-01-2014 To 01-31-2014

Check Number	FUND	Special Cost Center	Organizational Unit	Check Date	Vendor Name	Item Description	Check Amount
00136645	001	0000	000	2014-01-09	MASTERCARD	Dinner at OSBA for the Board	\$126.90
00136724	018	918B	002	2014-01-16	MASTERCARD	PIES FOR BOE MEETING HELD AT	\$2,847.31
00136646	034	9008	005	2014-01-09	MCBEATH, JAMES	WASTE WATER SERVICES FOR	\$700.00
00136647	300	0000	001	2014-01-09	MCBRIDE, CRAIG K.	OFFICIALS - GIRLS BASKETBALL	\$65.00
00136648	200	920H	001	2014-01-09	MCKINLEY SPEECH TEAM	Registration for	\$59.00
00136802	300	0000	000	2014-01-24	MEHL, CHRISTOPHER DAVID	OFFICIALS - BOYS BASKETBALL	\$72.00
00136649	001	0000	000	2014-01-09	METZGER HARDWARE COMPANY	MATERIALS FOR MAINT/SUPPLIES	\$461.95
00136725	200	920U	001	2014-01-16	MIDWEST IMPRESSIONS, INC	T-Shirts for Student Council	\$381.60
00136650	001	999C	009	2014-01-09	MILLER & COMPANY PORTABL	PORTA JOHN FOR GROUNDS AT RT.	\$72.00
00136726	006	0000	002	2014-01-16	MILLER'S REFRIGERATION	-GENERAL REPAIRS AND SERVICE	\$151.00
00136727	300	930C	001	2014-01-16	MILLER, ADAM	OFFICIALS - BOYS BASKETBALL	\$80.00
00136651	300	0000	001	2014-01-09	MILLER, ADAM	OFFICIALS - GIRLS BASKETBALL	\$80.00
00136836				2014-01-29	MILLER, ED	<i>Refund - Void</i>	\$1.00
00136839				2014-01-29	MILLER, ED	<i>Refund</i>	\$10.00
00136728	300	930C	001	2014-01-16	MILLER, GREGORY MAX	OFFICIALS - BOYS BASKETBALL	\$65.00
00136652	300	0000	001	2014-01-09	MILLER, STEVE	Security for Winter Sporting	\$72.00
00136803	300	0000	001	2014-01-24	MINERVA HIGH SCHOOL	JV WR TOURNAMENT	\$125.00
00136729	300	930C	001	2014-01-16	MONNOT, TOM	OFFICIALS - BOYS BASKETBALL	\$65.00
00136653	300	0000	001	2014-01-09	MONNOT, TOM	OFFICIALS - GIRLS BASKETBALL	\$65.00
00136804	300	930C	001	2014-01-24	MORGAN, ROBERT	OFFICIALS - BOYS BASKETBALL	\$65.00
00136654	300	930C	001	2014-01-09	MORGAN, ROBERT	OFFICIALS - BOYS BASKETBALL	\$65.00
00136805	300	930C	001	2014-01-24	MOSS, ERIC	OFFICIALS - BOYS BASKETBALL	\$65.00
00136730	001	0000	000	2014-01-16	MULTI COUNTY JUVENILE AT	JUVENILE ATTENTION CENTER	\$517.20
00136801	001	0000	000	2014-01-24	McGOWN, MARKLING & WHALE	ATTORNEY SERVICES FY2014	\$1,727.22
00136731	300	0000	001	2014-01-16	NORTHEASTERN BUCKEYE COM	LEAGUE DUES, 2013-14	\$2,875.00
00136655	300	930C	001	2014-01-09	NUNEZ, RON	OFFICIALS - BOYS BASKETBALL	\$40.00
00136732	001	0000	000	2014-01-16	OHIO AIR PRODUCTS	FILL TANKS FOR DIST MAINT	\$26.32
00136857	516	9514	000	2014-01-31	OHIO ASSOCIATION OF PUPI	OAPSA CONFERENCE COSTS FOR	\$120.00
00992244	001	0000	000	2014-01-24	OHIO DEPARTMENT OF EDUCA	Community Schs - foundation	\$37,946.61
00992242	001	0000	000	2014-01-14	OHIO DEPARTMENT OF EDUCA	Community Schs - foundation	\$36,009.62
00136656	300	930I	001	2014-01-09	OHIO TENNIS COACHES	COACHES CLINIC & MEMBERSHIP	\$115.00
00136733	300	0000	001	2014-01-16	OHSBCA	COACHES MEMBERSHIPS	\$60.00
00136734	018	918D	004	2014-01-16	OLYMPIC ENTERPRISES	YELLOW SCIENCE FAIR RIBBONS -	\$120.80
00136735	001	0000	000	2014-01-16	OSBA	Board Policy Updates	\$7,405.00
00136806	300	0000	001	2014-01-24	OTT, DONNIE A.	OFFICIALS - GIRLS BASKETBALL	\$65.00
00136700	009	9418	001	2014-01-16	PAT CATAN'S	STUDENT SUPPLIES FOR ART CLASS	\$74.73
00136807	001	0000	000	2014-01-24	PEARSON ASSESSMENT	SAT10 AB W/O OLSAT8 PKG. B	\$3,355.07
00136736	006	0000	001	2014-01-16	PEPSI-COLA GENERAL BOTTL	WATER & JUICE SR.	\$1,763.24
00136658	300	0000	000	2014-01-09	PHYSIO-CONTROL, INC.	AED REPLACEMENT BATTERY,	\$283.00
00136659	009	9411	002	2014-01-09	PITSCO LEGO DACTA	W50185 BLAST OFF FLIGHT PACK	\$1,075.31
00136810	300	930C	001	2014-01-24	PORTER, COY DUANE	OFFICIALS - BOYS BASKETBALL	\$25.00
00136677	200	921M	002	2014-01-10	POTTS, KIMBERLEE CAROL	PIANO ACCOMPANIST FOR MIDDLE	\$480.00
00136811	401	9114	011	2014-01-24	PSI ASSOCIATES INC.	Contracted Services for	\$2,332.25
00136657	001	0000	000	2014-01-09	Petty Cash - Lsvl. City	Petty Cash Reimbursement	\$65.20
00136737	001	0000	000	2014-01-16	Petty Cash - Lsvl. City	Petty Cash Reimbursement	\$36.00
00136808	300	0000	001	2014-01-24	Petty Cash - Lsvl. City	Petty Cash Reimbursement	\$17.01
00136812	018	918D	004	2014-01-24	REALLY GOOD STUFF	BIG DOUBLE SIDED MAGNETIC	\$266.24
00136858	034	9008	005	2014-01-31	REAM & HAAGER LABORATORY	MONTHLY LAB FEES FOR NORTH	\$50.00
00136660	034	9008	005	2014-01-09	REAM & HAAGER LABORATORY	MONTHLY LAB FEES FOR NORTH	\$50.00
00136813	300	0000	001	2014-01-24	RIDGE, EARL W.	OFFICIALS - GIRLS BASKETBALL	\$25.00
00136661	300	930C	001	2014-01-09	ROBERTS, EDWIN NEAL	OFFICIALS - BOYS BASKETBALL	\$40.00
00136739	006	0000	001	2014-01-16	ROSE PEST SOLUTIONS	PEST CONTROL	\$235.00

LOUISVILLE CITY SCHOOL DISTRICT
CHECKS ISSUED
From 01-01-2014 To 01-31-2014

Check Number	FUND	Special Cost Center	Organizational Unit	Check Date	Vendor Name	Item Description	Check Amount
00136741	300	930C	001	2014-01-16	ROUD, ROBERT D.	OFFICIALS - BOYS BASKETBALL	\$35.00
00136742	018	918A	001	2014-01-16	RYDIN DECAL	Parking Tags for 1214-1215	\$281.40
00136859	034	9008	005	2014-01-31	SAL CHEMICAL	SODIUM HYPOCHLORITE	\$156.20
00136831	300	930D	002	2014-01-24	SAM'S CLUB	CONCESSION STAND, MS BKB TEAMS	\$235.11
00136674	200	920M	002	2014-01-09	SAM'S CLUB	#150840 - NIKON D3200 DSLR	\$1,524.16
00136814	300	0000	000	2014-01-24	SAMPSEL, DOUGLAS KEITH	OFFICIALS - WRESTLING	\$40.00
00136791	001	0000	000	2014-01-24	SAND CASTLE EDUCATIONAL	EDUCATION SERVICES FOR NEIL	\$1,881.00
00136743	401	9214	012	2014-01-16	SCHOOL HEALTH CORP.	Instructional	\$53.06
00136815	018	918D	004	2014-01-24	SCHOOL SPECIALTY	DICE DOTTIED SET OF 36 -	\$117.05
00136663	001	0000	002	2014-01-09	SCHOOL SPECIALTY, INC	CORRECTION TAPE WHITE OUT PACK	\$223.72
00992248	572	9514	000	2014-01-31	SERS FOUNDATION PAYMENT	BD. SHARE, NON-CERTIFIED 01/14	\$43,334.00
00136860	516	9514	000	2014-01-31	SHELBY G. WALCZAK TRANSP	TRANSPORTATION TO KIDSLINK	\$800.00
00136816	516	9514	000	2014-01-24	SHELBY G. WALCZAK TRANSP	TRANSPORTATION TO KIDSLINK	\$800.00
00136744	516	9514	000	2014-01-16	SHELBY G. WALCZAK TRANSP	TRANSPORTATION TO KIDSLINK	\$400.00
00136745	300	0000	001	2014-01-16	SHIPLETT, JAMES D	OFFICIALS - GIRLS BASKETBALL	\$40.00
00136746	001	0000	000	2014-01-16	SLACK, JENNIFER	CREDENTIALING	\$200.00
00136747	001	0000	000	2014-01-16	SLACK, MARK	CREDENTIALING	\$200.00
00136699	006	0000	001	2014-01-16	SMITH DAIRY PRODUCTS COM	DAIRY PRODUCTS SR.	\$7,705.18
00136817	300	930C	001	2014-01-24	SMITH, SCOTT	OFFICIALS - BOYS BASKETBALL	\$40.00
00136748	401	9114	011	2014-01-16	SOCIAL SKILLS FOR SCHOOL	Guidance Counselor for the	\$750.00
00136818	001	0000	001	2014-01-24	SOCIAL STUDIES SCHOOL	Resource Materials for	\$219.44
00136749	001	0000	000	2014-01-16	SPARCC	BASIC SERVICES DATA PROCESSING	\$750.00
00136665	001	0000	000	2014-01-09	SPARCC	BASIC SERVICES DATA PROCESSING	\$6,331.25
00136819	001	0000	000	2014-01-24	SPEEDWAY SUPERAMERICA	FUEL DISTRICT MAINT - 6% of	\$12,917.76
00136664	034	9008	001	2014-01-09	STALEY TECHNOLOGIES INC.	Repeater for the High School	\$23,082.84
00136820	001	0000	002	2014-01-24	STARK CO. ESC PRINT SHOP	#10 BUSINESS ENVELOPES (WHITE)	\$95.52
00136750	001	0000	000	2014-01-16	STARK COUNTY EDUCATIONAL	Labor Posters	\$65.70
00136821	006	0000	000	2014-01-24	STARK COUNTY EDUCATIONAL	Cost of shared Food Service	\$23,940.80
00136666	001	0000	000	2014-01-09	STARK COUNTY EDUCATIONAL	4 STUDENTS IN ED ELEMENTARY	\$41,531.00
00136861	001	0000	004	2014-01-31	STARK COUNTY EDUCATIONAL	FLEXFEE - 630 (BRDDIS)	\$534.00
00136822	001	0000	000	2014-01-24	STARK COUNTY TREASURER	2013 Real Estate Taxes	\$5,941.69
00136823	300	0000	001	2014-01-24	STARRETT, JAMES Lynn	OFFICIALS - SWIMMING	\$55.00
00136824	300	0000	000	2014-01-24	STILLWAGON, WILLIAM CHRIS	OFFICIALS - BOYS BASKETBALL	\$72.00
00136751	300	0000	000	2014-01-16	STILLWAGON, WILLIAM CHRIS	OFFICIALS - BOYS BASKETBALL	\$72.00
00136662	001	0000	000	2014-01-09	STRATEGIC SOLUTIONS LLC	Record retention and storage	\$110.00
00992249	572	9514	000	2014-01-31	STRS FOUNDATION PAYMENT	BD. SHARE, CERTIFIED 01/14	\$139,130.00
00136825	200	920H	001	2014-01-24	SYLVANIA HIGH SCHOOL	Tournament Registration for	\$240.00
00136862	001	0000	004	2014-01-31	Stark County Educational	LIFE INS - 629 (BRDDIS)	\$340,752.03
00136678	006	0000	001	2014-01-16	Sysco Cleveland	CANNED & DRY SR.	\$7,856.42
00136667	300	0000	001	2014-01-09	TANNENHAUF GOLF COURSE	PRACTICE ROUNDS FOR SECTIONALS	\$77.00
00136752	300	930C	001	2014-01-16	TERRELL, LEONARD T.	OFFICIALS - BOYS BASKETBALL	\$65.00
00136863	300	930N	001	2014-01-31	TERRELL, LEONARD T.	OFFICIALS - GIRLS BASKETBALL	\$65.00
00136864	001	0000	004	2014-01-31	TIME WARNER CABLE	HIGH SPEED INTERNET FOR FY14	\$772.00
00136668	001	0000	016	2014-01-09	TIME WARNER CABLE	Internet for Central Office	\$1,200.00
00136753	401	9114	011	2014-01-16	TIME WARNER CABLE	Internet for St Louis	\$490.08
00136670	034	9008	004	2014-01-09	TREASURER OF STATE OF OH	ELEVATOR OPERATING CERTIFICATE	\$494.50
00136755	001	0000	000	2014-01-16	UNITED DISABILITLY SERVIC	TVI SERVICES FOR ANDREW BIXLER	\$553.75
00136756	200	920K	001	2014-01-16	VAN'S PHOTO	Camera Repair	\$544.98
00136671	300	0000	002	2014-01-09	VERIZON WIRELESS	MS-AD	\$325.58
00136865	300	0000	002	2014-01-31	VERIZON WIRELESS	MS-AD	\$326.30
00136672	009	9429	001	2014-01-09	VERNIER SOFTWARE	Student Supplies for Science	\$2,277.85
00136826	300	0000	001	2014-01-24	VOGT, JOEL W.	OFFICIALS - SWIMMING	\$55.00

LOUISVILLE CITY SCHOOL DISTRICT
CHECKS ISSUED
From 01-01-2014 To 01-31-2014

Check Number	FUND	Special Cost Center	Organizational Unit	Check Date	Vendor Name	Item Description	Check Amount
00136827	300	930C	001	2014-01-24	VUKICH, JOSHUA	OFFICIALS - BOYS BASKETBALL	\$25.00
00136866	300	930N	001	2014-01-31	VUKICH, JOSHUA	OFFICIALS - GIRLS BASKETBALL	\$50.00
00136673	018	918D	004	2014-01-09	WAL-MART	STUDENT REWARDS FOR THE	\$1,005.83
00136829	018	918D	004	2014-01-24	WAL-MART	STUDENT REWARDS FOR THE	\$1,517.46
00136828	019	919C	000	2014-01-24	WARD'S NATURAL SCIENCE	Supplies for Science	\$17.44
00136832	300	930C	001	2014-01-24	WARTH, MICHAEL	OFFICIALS - BOYS BASKETBALL	\$40.00
00136833	001	999C	016	2014-01-24	WARWICK COMMUNICATIONS	Phone system support at Admin	\$291.50
00136757	006	0000	001	2014-01-16	WASTE MANAGEMENT OF OHIO	TRASH REMOVAL	\$31.14
00136758	001	0000	000	2014-01-16	WERNET, DAVID	Professional Development	\$600.00
00136834	300	0000	001	2014-01-24	WEST BRANCH HIGH SCHOOL	ENTRY FEE, 9TH GRADE BOYS	\$70.00
00136759	034	9008	004	2014-01-16	WOOD ELECTRIC INC.	Replace burnt underground	\$758.30
00136867	001	0000	000	2014-01-31	WREN, EDWARD C	TRANSPORTATION IN LIEU OF FOR	\$48.13
00136830	300	0000	001	2014-01-24	Wal-mart	MOPS	\$54.72
00136760	300	930C	001	2014-01-16	YANKLE, THOMAS J.	OFFICIALS - BOYS BASKETBALL	\$100.00
00136761	300	0000	000	2014-01-16	YARIAN, JEFFREY	OFFICIALS - BOYS BASKETBALL	\$72.00
00136675	300	0000	001	2014-01-09	YARIAN, JEFFREY	Security for Winter Sporting	\$72.00
00136868	516	9514	000	2014-01-31	YMCA -LOUISVILLE	SWIMMING CLASSES FOR MD	\$450.00
00136835	300	0000	001	2014-01-24	YMCA -LOUISVILLE	POOL RENTAL, SWIM TEAM	\$4,141.20
00136676	001	0000	000	2014-01-09	ZEP MANUFACTURING	PARTS FOR MAINTENANCE DEPT	\$1,136.99
00136762	300	930C	001	2014-01-16	ZWICK, MARK STEVEN	OFFICIALS - BOYS BASKETBALL	\$50.00

GRAND TOTAL

\$2,755,892.98