


GENERAL FUND

	<u>Current Fiscal</u> <u>Year Amounts</u>	<u>Prior Fiscal</u> <u>Year Amounts</u>	<u>% Incr/(Decr)</u>
General Fund FYTD Revenues	\$20,882,012	\$18,687,712	11.74%
General Fund FYTD Expenditures	\$18,164,618	\$17,619,824	3.09%
<i>FYTD Excess/(Deficit) or</i> <i>Revenues over/(under) Expenditures</i>	\$2,717,394	\$1,067,888	
Fiscal YTD cash balance	\$5,027,931	\$2,422,125	



ALL FUNDS - ACCOUNTS PAYABLE

<u>Accounts Payable Expenses</u>	<u>This Year</u>		<u>One Year Ago</u>	<u>% Incr/(Decr)</u>
# of Checks	258	# of Checks	258	
\$ Amount	\$1,217,899	\$ Amount	\$1,218,820	-0.08%

ALL FUNDS - PAYROLL

<u>Payroll Expenses for Current Month</u>		<u>Prior Year's Payroll Expenses- Same Month</u>	
Total Month's Payroll Amount	\$1,168,743	\$1,150,222	1.61%

GENERAL FUND BUDGET STATUS

General Fund Expenses	\$18,164,618	Budget Analysis: 9 of 12 months=75% /20 of 26 payrolls=77%
Gen Fund Appropriations*	\$24,678,481	
Percent to Total	73.61%	

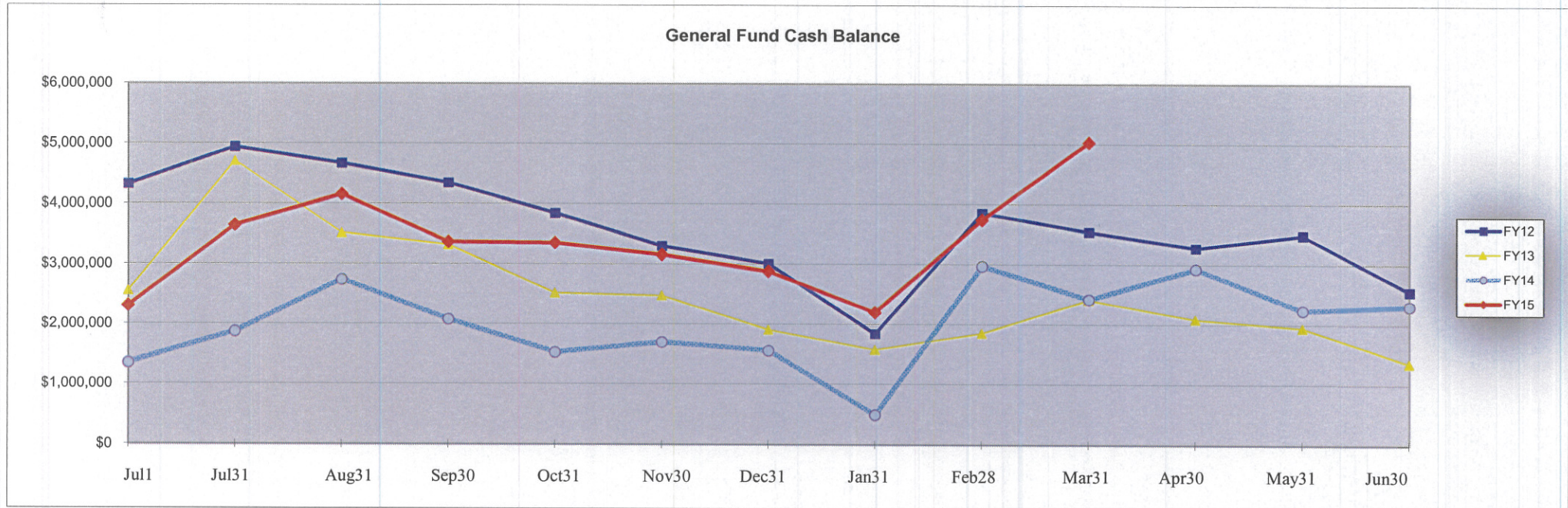
*TEMPORARY APPROPRIATIONS/DOES INCLUDE CARRYOVER ENCUMBRANCES & INCLUDES FUNDS 002-9002

ALL FUNDS - INVESTMENTS

<u>Investments</u>		<u>PORTFOLIO SUMMARY -ALL FUNDS</u>	
STAR Ohio	\$1,859,403.35	CASH BALANCE	\$ 6,743,099.57
First Merit CD -180 Days-.20%-Mat 8/25/15	\$500,000.00	LESS TOTAL INVESTMENT:	(\$3,359,403.35) % of Funds Invested
First Merit CD -180 Days-.20%-Mat 4/20/15	\$500,000.00	CASH AVAILABLE*	\$ 3,383,696.22 49.82%
First Merit CD -180 Days-.20%-Mat 9/30/15	\$500,000.00	*to offset bank charges at First Merit	
TOTAL INVESTMENTS	\$3,359,403.35		

Status of the General Fund Cash Balance
Fiscal Years 2005-2015

<u>Month</u>	<u>Fiscal 2015</u>	<u>Fiscal 2014</u>	<u>Fiscal 2013</u>	<u>Fiscal 2012</u>	<u>Fiscal 2011</u>	<u>Fiscal 2010</u>	<u>Fiscal 2009</u>	<u>Fiscal 2008</u>	<u>Fiscal 2007</u>	<u>Fiscal 2006</u>	<u>Fiscal 2005</u>
Beginning Balance	\$2,310,537	\$1,354,237	\$2,552,670	\$4,324,484	\$5,511,631	\$4,043,977	\$3,137,166	\$2,431,414	\$1,527,116	\$2,141,431	\$3,438,843
July	\$3,645,733	\$1,878,404	\$4,704,635	\$4,938,025	\$5,386,296	\$5,381,125	\$4,290,855	\$4,366,910	\$2,967,873	\$3,561,381	\$2,888,271
August	\$4,156,459	\$2,740,993	\$3,514,821	\$4,665,694	\$6,541,596	\$6,066,269	\$5,133,390	\$4,129,833	\$3,371,999	\$3,749,067	\$4,170,741
September	\$3,369,525	\$2,078,614	\$3,315,351	\$4,346,094	\$5,878,472	\$5,515,200	\$4,975,727	\$3,756,767	\$3,248,823	\$3,701,996	\$4,209,212
October	\$3,354,158	\$1,530,803	\$2,512,212	\$3,846,870	\$5,382,412	\$6,411,017	\$5,315,369	\$4,056,522	\$2,959,881	\$3,703,499	\$3,966,851
November	\$3,159,483	\$1,701,522	\$2,471,725	\$3,304,834	\$5,238,435	\$6,132,364	\$4,851,651	\$3,521,947	\$2,419,634	\$3,013,868	\$4,030,816
December	\$2,884,296	\$1,562,460	\$1,906,566	\$3,011,134	\$4,502,817	\$4,902,174	\$4,118,106	\$2,918,010	\$2,179,510	\$1,906,315	\$3,032,467
January	\$2,198,681	\$491,558	\$1,572,277	\$1,847,063	\$3,491,059	\$4,454,801	\$3,730,778	\$2,370,727	\$1,723,304	\$1,316,295	\$2,684,284
February	\$3,740,776	\$2,975,059	\$1,848,711	\$3,852,601	\$3,994,547	\$4,886,259	\$4,027,391	\$4,572,607	\$3,267,777	\$2,571,178	\$3,849,716
March	\$5,027,931	\$2,422,125	\$2,403,504	\$3,545,715	\$4,697,570	\$5,562,449	\$5,030,967	\$3,963,621	\$3,531,678	\$2,491,379	\$3,829,586
April		\$2,928,507	\$2,081,263	\$3,276,631	\$4,872,194	\$5,924,350	\$4,702,970	\$3,708,254	\$3,268,934	\$2,177,264	\$3,446,847
May		\$2,237,165	\$1,941,029	\$3,488,373	\$4,982,733	\$5,893,980	\$4,242,768	\$3,669,369	\$2,993,399	\$2,019,240	\$3,057,759
Ending Balance - June		\$2,310,537	\$1,354,237	\$2,552,670	\$4,324,484	\$5,511,631	\$4,043,977	\$3,137,166	\$2,431,414	\$1,527,116	\$2,141,431



Louisville City Schools
General Fund Revenues and Expenditures by Month
Fiscal Years 2011-2015

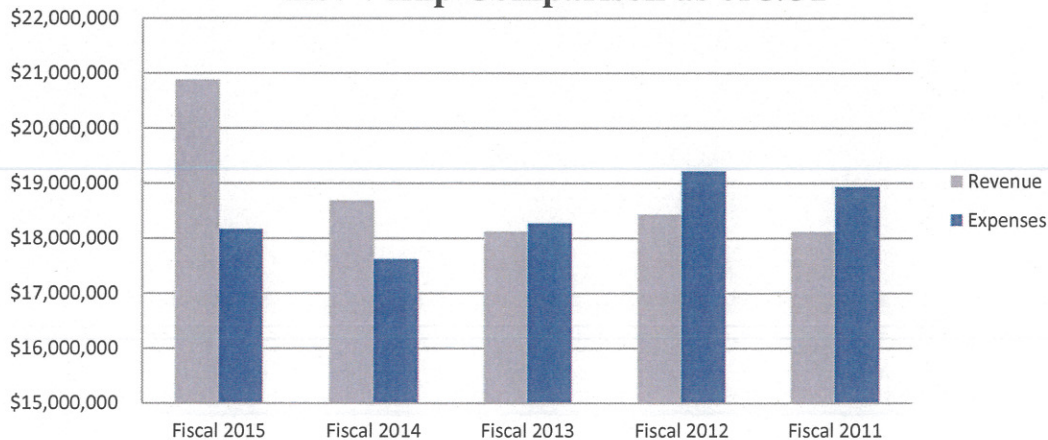
Revenues

	<u>Fiscal 2015</u>	<u>Fiscal 2014</u>	<u>Fiscal 2013</u>	<u>Fiscal 2012</u>	<u>Fiscal 2011</u>
Jul	\$3,596,374	\$2,251,289	\$3,847,900	\$3,316,730	\$2,106,672
Aug	\$2,907,767	\$3,475,060	\$1,323,720	\$1,679,906	\$3,259,871
Sep	\$1,344,039	\$1,305,501	\$1,776,753	\$1,909,110	\$1,840,446
Oct	\$1,985,302	\$1,373,486	\$1,304,839	\$1,360,887	\$1,476,422
Nov	\$1,390,354	\$1,956,904	\$1,801,159	\$1,328,175	\$1,771,833
Dec	\$1,289,689	\$1,414,194	\$1,349,230	\$1,912,671	\$1,434,028
Jan	\$1,753,202	\$1,286,253	\$1,636,374	\$1,338,580	\$1,319,879
Feb	\$3,387,600	\$4,352,468	\$2,121,950	\$4,015,067	\$2,330,543
Mar	\$3,227,686	\$1,272,557	\$2,960,684	\$1,574,291	\$2,579,698
Apr	\$0	\$2,383,748	\$1,681,557	\$1,734,731	\$2,170,914
May	\$0	\$1,256,856	\$1,801,334	\$1,977,913	\$1,865,172
Jun	\$0	\$2,102,215	\$1,272,228	\$1,393,417	\$1,318,234
Totals	\$20,882,012	\$24,430,531	\$22,877,728	\$23,541,477	\$23,473,711

Expenses

<u>Month</u>	<u>Fiscal 2014</u>	<u>Fiscal 2014</u>	<u>Fiscal 2013</u>	<u>Fiscal 2012</u>	<u>Fiscal 2011</u>
Jul	\$2,261,178	\$1,727,122	\$1,695,935	\$2,707,226	\$2,232,007
Aug	\$2,397,041	\$2,612,471	\$2,513,534	\$1,952,237	\$2,104,570
Sep	\$2,130,973	\$1,967,880	\$1,976,223	\$2,228,709	\$2,503,570
Oct	\$2,000,669	\$1,921,297	\$2,107,978	\$1,860,111	\$1,972,482
Nov	\$1,585,029	\$1,786,185	\$1,841,646	\$1,870,211	\$1,915,810
Dec	\$1,564,876	\$1,553,256	\$1,914,389	\$2,206,371	\$2,169,645
Jan	\$2,438,817	\$2,357,155	\$1,970,663	\$2,502,650	\$2,331,637
Feb	\$1,845,504	\$1,868,967	\$1,845,516	\$2,009,528	\$1,827,055
Mar	\$1,940,531	\$1,825,491	\$2,405,891	\$1,881,178	\$1,876,675
Apr	\$0	\$1,877,366	\$2,003,798	\$2,003,815	\$1,996,290
May	\$0	\$1,948,198	\$1,941,568	\$1,766,171	\$1,754,633
Jun	\$0	\$2,028,843	\$1,859,020	\$2,329,120	\$1,976,483
Totals	\$18,164,618	\$23,474,231	\$24,076,161	\$25,317,328	\$24,660,858

Rev v Exp Comparison as of 3/31



FORECAST TRACKER FY 2015



REVENUE	October	YTD	% of	Pace	July	Aug	Sept	Oct	Nov	Dec	Jan	Feb	Mar	April	May	June
	Forecast	Actual	Forecast													
Gen Prop	7,229,189	7,341,644	102%	100%	2,248,350	1,245,307	-	-	-	-	404,670	2,092,340	1,350,977			
Tangible Prop	490,458	569,013	116%	100%	-	245,058	-	-	-	-	-	-	323,955			
Unrestricted	14,009,627	10,799,063	77%	75%	1,170,669	1,248,153	1,168,021	1,168,021	1,179,902	1,168,730	1,247,843	1,181,353	1,266,371			
Restricted	363,813	235,282	65%	75%	18,207	18,208	92,407	18,207	18,207	18,207	18,207	18,876	14,756			
Prop Tax Alloc	1,325,659	663,250	50%	50%	-	-	-	663,250	-	-	-	-	-			
Other	1,797,392	1,273,760	71%	75%	159,148	151,041	83,611	135,824	192,244	102,752	82,482	95,031	271,627			
	25,216,138	20,882,012	83%		3,596,374	2,907,767	1,344,039	1,985,302	1,390,354	1,289,689	1,753,202	3,387,600	3,227,686	-	-	-

EXPENSES	October	YTD	% of	Pace	July	Aug	Sept	Oct	Nov	Dec	Jan	Feb	Mar	April	May	June
	Forecast	Actual	Forecast													
Salaries	14,534,456	11,159,946	77%	77%	1,300,675	1,552,462	1,117,640	1,134,925	1,105,256	1,111,605	1,643,071	1,117,967	1,076,345			
Benefits	5,720,167	4,041,917	71%	77%	512,043	560,228	483,173	460,497	203,033	202,689	594,634	512,714	512,906			
Purchased Serv	2,688,229	1,833,317	68%	75%	154,333	143,363	387,175	283,705	138,847	183,830	158,223	148,384	235,457			
Supplies	670,183	500,165	75%	75%	97,072	57,747	78,965	60,186	50,081	58,128	27,448	42,270	28,268			
Cap	209,900	178,380	85%	75%	62,200	14,162	35,081	41,855	14,884	-	1,033	9,165	-			
Other	577,174	450,893	78%	75%	134,855	69,079	28,939	19,501	72,928	8,624	14,408	15,004	87,555			
	24,400,109	18,164,618	74%		2,261,178	2,397,041	2,130,973	2,000,669	1,585,029	1,564,876	2,438,817	1,845,504	1,940,531	-	-	-

CASH	October	Current	Difference	July	Aug	Sept	Oct	Nov	Dec	Jan	Feb	Mar	April	May	June
	Forecast	Position													
Beg Cash	2,310,535	2,310,535	-	2,310,535	3,645,731	4,156,457	3,369,523	3,354,156	3,159,481	2,884,294	2,198,679	3,740,774			
End Cash	3,126,564	5,027,929	1,901,365	3,645,731	4,156,457	3,369,523	3,354,156	3,159,481	2,884,294	2,198,679	3,740,774	5,027,929			
Encumbrances	350,000	1,459,465	(1,109,465)	3,265,901	3,157,584	2,855,998	2,456,649	2,260,342	2,049,432	1,946,297	1,759,973	1,459,465			
Bus Reserv	75,566	75,566	-	75,566	75,566	75,566	75,566	75,566	75,566	75,566	75,566	75,566			
Unenc Cash	2,700,998	3,492,898	791,900	304,264	923,307	437,959	821,941	823,573	759,296	176,816	1,905,235	3,492,898	-	-	-

THROUGH MARCH 2015		
Revenue		Forecast Pct
Gen Prop	7,341,644	102%
Tangible Prop	569,013	116%
Unrestricted	10,799,063	77%
Restricted	235,282	65%
Prop Tax Alloc	663,250	50%
Other	1,273,760	71%
Total Revenue	20,882,012	83%
Expenses		
Salaries	11,159,946	77%
Benefits	4,041,917	71%
Purchased Serv	1,833,317	68%
Supplies	500,165	75%
Cap	178,380	85%
Other	450,893	78%
Total Expenses	18,164,618	74%
Difference	2,717,394	
Beg Cash	2,310,535	
End Cash	5,027,929	161%

THROUGH MARCH 2014		
Revenue		Forecast Pct
Gen Prop	5,835,534	88%
Tangible Prop	206,875	46%
Unrestricted	10,684,846	76%
Restricted	194,734	81%
Prop Tax Alloc	516,549	44%
Other	1,249,174	70%
Total Revenue	18,687,712	77%
Expenses		
Salaries	10,995,466	77%
Benefits	4,023,849	73%
Purchased Serv	1,793,616	71%
Supplies	411,793	72%
Cap	2,602	1%
Other	392,498	68%
Total Expenses	17,619,824	74%
Difference	1,067,888	
Beg Cash	1,354,237	
End Cash	2,422,125	96%

Bank Reconciliation
Month: MARCH 2015
**** BALANCED ****

Statement Balances:		
First Merit - General	\$5,415,885.62	
First Merit - Payroll	\$0.00	
Pay for It Student Fees #0765	<u>\$1,325.50</u>	
Total Statement Balances		\$5,417,211.12
Investments - GENERAL		
STAR Ohio (ovrmt %)	\$ 1,859,403.35	
FM CD .20% Mat 8/24/15	\$ 500,000.00	
FM CD .20% Mat 9/30/15	\$ 500,000.00	
FM CD .20% Mat 4/20/15	<u>\$ 500,000.00</u>	
Total Investments		\$3,359,403.35
Petty Cash:		
Treasurer's Office	\$600.00	
Total Petty Cash		\$600.00
 Add: Deposits in Transit		 \$0.00
Less Outstanding Checks:		
First Merit - General		(\$424,928.56)
First Merit - Payroll		(\$61,054.72)
Adjustments to Bank:		
 <i>Adjusted Bank Balances</i>		 <u><u>\$8,291,231.19</u></u>

Fund Balances:	\$8,291,231.19
Adjustments:	
 <i>Adjusted Fund Balances</i>	
	<u><u>\$8,291,231.19</u></u>
 Drawer Change:	
HS Bookstore \$75	\$75.00
Athl (\$3,900aug-oct, \$2,000 nov-feb,\$100 Mar-Ju	\$100.00
High School Main \$50	\$50.00
Middle School Athletics \$25	\$25.00
Cafeteria (\$550 aug-jun only)	\$550.00
Concessions (\$550 aug-oct only)	<u>\$0.00</u>
Total Drawer Change	\$800.00

PAYROLL RECONCILIATION

Beginning Outstanding Checks		\$71,923.37
Add: Check Runs	\$579,257.44	
	<u>\$589,485.55</u>	
Total Check Runs		\$1,168,742.99
Less: First Merit Checks and Debits (direct deposits)		(\$856,569.80)
Less: Memo Checks		
Total Memo Checks		\$0.00
Less: Employee Deductions		
001 Federal	(\$97,818.12)	
002 State	(\$25,028.90)	
692,694 Medicare	(\$15,571.21)	
590,690 SERS	(\$26,670.35)	
591,691 STRS	(\$108,245.03)	
693 FICA		
800,802,806 School Income Tax	(\$134.46)	
LEA	(\$11,150.32)	
TSA	(\$18,959.67)	
LSVL TAX	<u>(\$19,903.71)</u>	
Total Deductions		(\$323,481.77)
Less current month City Taxes or Add prev 2 mos. @ e.o.qtr.		
005 Canton	\$368.07	
004 Alliance	<u>\$71.86</u>	
Total City Taxes		\$439.93
Other Adjustments:		
 Outstanding checks for month		 <u>\$61,054.72</u>
		\$61,054.72 = CHKSTS O/S LIST
		(\$0.00)

bank stmt

current month

GENERAL OUTSTANDING CHECKS RECONCILIATION

Beginning Outstanding Checks		\$430,384.35
Add Check Runs --warrant checks only:		\$814,608.05
ADD: Refund Checks		\$23.99
Less: First Merit Checks Cashed		(\$818,431.56)
Other Adjustments:		
140324 Void Salem High School	(\$50.00)	
140301 Void Malone College	(\$99.05)	
140294 Void Johnson	(\$200.00)	
140461 Void Laughlin	(\$337.95)	
140377 Void Franklin Motel	(\$969.27)	
Total Adjustments		(\$1,656.27)
Outstanding checks for month		<u>\$424,928.56</u>
		\$424,928.56 = CHEKPY O/S LIST
		\$0.00

Begin Balance	MTD Receipts	FYTD Receipts	MTD Expenditures	FYTD Expenditures	Current Fund Balance	Current Encumbrances	Unencumbered Fund Balance
TOTAL FOR Fund 001 - GENERAL:							
2,310,532.42	3,227,685.41	20,823,643.81	1,940,531.35	18,162,935.70	4,971,240.53	1,402,780.63	3,568,459.90
TOTAL FOR Fund 002 - BOND RETIREMENT:							
1,246,772.40	358,333.43	1,962,216.80	17,614.96	1,486,881.18	1,722,108.02	573,952.58	1,148,155.44
TOTAL FOR Fund 003 - PERMANENT IMPROVEMENT:							
234,059.46	44,113.37	529,222.67	76,434.11	387,364.65	375,917.48	7,925.71	367,991.77
TOTAL FOR Fund 004 - BUILDING:							
0.00	0.00	478,271.39	8,823.34	187,554.45	290,716.94	287,966.32	2,750.62
TOTAL FOR Fund 006 - FOOD SERVICE:							
78,267.22	129,975.86	1,032,296.46	127,997.26	918,038.31	192,525.37	186,776.41	5,748.96
TOTAL FOR Fund 007 - SPECIAL TRUST:							
2,419.43	0.00	994.00	95.94	549.02	2,864.41	1,156.92	1,707.49
TOTAL FOR Fund 009 - UNIFORM SCHOOL SUPPLIES:							
65,086.96	3,618.50	144,229.27	11,589.78	145,500.10	63,816.13	8,360.09	55,456.04
TOTAL FOR Fund 010 - CLASSROOM FACILITIES:							
1,246,262.42	0.00	104.46	0.00	1,246,366.88	0.00	0.00	0.00
TOTAL FOR Fund 011 - ROTARY-SPECIAL SERVICES:							
4,207.17	430.25	3,741.85	94.80	1,914.45	6,034.57	1,910.55	4,124.02
TOTAL FOR Fund 012 - ADULT EDUCATION:							
3,663.11	0.00	0.00	0.00	0.00	3,663.11	0.00	3,663.11
TOTAL FOR Fund 018 - PUBLIC SCHOOL SUPPORT:							
72,534.23	2,511.48	130,830.19	28,963.26	118,665.16	84,699.26	20,952.05	63,747.21
TOTAL FOR Fund 019 - OTHER GRANT:							
10,443.72	0.00	73.00	0.00	168.20	10,348.52	374.36	9,974.16
TOTAL FOR Fund 020 - SPECIAL ENTERPRISE FUND:							
29,178.00	0.00	970.00	248.76	3,921.38	26,226.62	313.61	25,913.01
TOTAL FOR Fund 022 - DISTRICT AGENCY:							
4,368.35	6,887.99	32,252.35	6,873.00	31,350.89	5,269.81	95.17	5,174.64
TOTAL FOR Fund 034 - CLASSROOM FACILITIES MAINT.:							
236,650.21	27,569.05	153,300.54	14,101.07	177,289.30	212,661.45	112,108.56	100,552.89
TOTAL FOR Fund 200 - STUDENT MANAGED ACTIVITY:							
116,988.68	10,001.00	108,553.95	10,062.20	92,747.66	132,794.97	48,492.24	84,302.73

*** NOTE!! ONLY ACTIVE ACCOUNTS HAVE BEEN SELECTED, TOTALS MAY EXCLUDE AMOUNTS THAT ARE RELATED TO INACTIVE ACCOUNTS.

Begin Balance	MTD Receipts	FYTD Receipts	MTD Expenditures	FYTD Expenditures	Current Fund Balance	Current Encumbrances	Unencumbered Fund Balance
TOTAL FOR Fund 300 - DISTRICT MANAGED ACTIVITY:							
92,801.45	31,079.98	249,196.63	22,763.02	254,553.49	87,444.59	59,002.42	28,442.17
TOTAL FOR Fund 401 - AUXILIARY SERVICES:							
57,159.75	0.00	332,244.82	25,261.16	213,972.25	175,432.32	75,887.78	99,544.54
TOTAL FOR Fund 451 - DATA COMMUNICATION FUND:							
0.00	3,600.00	7,200.00	0.00	3,600.00	3,600.00	0.00	3,600.00
TOTAL FOR Fund 506 - RACE TO THE TOP:							
0.00	0.00	0.00	0.00	0.00	0.00	1,750.00	1,750.00-
TOTAL FOR Fund 516 - IDEA PART B GRANTS:							
13,922.39	43,623.06	387,733.49	44,802.02	444,104.93	42,449.05-	11,751.73	54,200.78-
TOTAL FOR Fund 572 - TITLE I DISADVANTAGED CHILDRE							
9,304.75	29,503.87	230,573.75	29,625.74	266,438.78	26,560.28-	250.00	26,810.28-
TOTAL FOR Fund 587 - IDEA PRESCHOOL-HANDICAPPED:							
301.47	500.00	10,203.22	1,165.33	11,364.89	860.20-	0.00	860.20-
TOTAL FOR Fund 590 - IMPROVING TEACHER QUALITY:							
1,896.18	3,000.00	63,541.76	7,254.53	71,701.32	6,263.38-	744.60	7,007.98-
GRAND TOTALS:							
5,836,819.77	3,922,433.25	26,681,394.41	2,374,301.63	24,226,982.99	8,291,231.19	2,802,551.73	5,488,679.46

*** NOTE!! ONLY ACTIVE ACCOUNTS HAVE BEEN SELECTED, TOTALS MAY EXCLUDE AMOUNTS THAT ARE RELATED TO INACTIVE ACCOUNTS.

-- Options Summary --

Revenue Accounts

Summary or detail report? (S,D) S

Output file: REVSUM.TXT

Type: CSV

Print options page? (Y,N) Y

Sort options: FD

Subtotal options: FD

Include YTD column, PTD column or Neither? (Y,P,N) Y

Exclude accounts with zero amounts? (Y,N) Y

Include accounts which are no longer active? (Y,N,I) N

BAT_ACTSUM executed by CARMAN on node SPARC5:: at 2-APR-2015 11:23:29.61

LOUISVILLE CITY SCHOOLS
 Revenue Account Summary
 SORTED BY FUND

	FYTD Receivable	FYTD Actual Receipts	MTD Actual Receipts	YTD Actual Receipts	FYTD Balance Receivable	FYTD Percent Received
*****TOTAL FOR FUND 001 (GENERAL):	25,192,134.31	20,823,643.81	3,227,685.41	8,368,487.80	4,368,490.50	82.66
*****TOTAL FOR FUND 002 (BOND RETIREMENT):	2,112,350.77	1,962,216.80	358,333.43	921,203.43	150,133.97	92.89
*****TOTAL FOR FUND 003 (PERMANENT IMPROVEMENT):	556,851.01	529,222.67	44,113.37	120,339.76	27,628.34	95.04
*****TOTAL FOR FUND 004 (BUILDING):	478,271.39	478,271.39	0.00	0.00	0.00	100.00
*****TOTAL FOR FUND 006 (FOOD SERVICE):	1,410,283.53	1,032,296.46	129,975.86	354,493.78	377,987.07	73.20
*****TOTAL FOR FUND 007 (SPECIAL TRUST):	1,729.00	994.00	0.00	0.00	735.00	57.49
*****TOTAL FOR FUND 009 (UNIFORM SCHOOL SUPPLIES):	160,570.57	144,229.27	3,618.50	24,455.68	16,341.30	89.82
*****TOTAL FOR FUND 010 (CLASSROOM FACILITIES):	104.46	104.46	0.00	0.00	0.00	100.00
*****TOTAL FOR FUND 011 (ROTARY-SPECIAL SERVICES):	4,600.00	3,741.85	430.25	1,089.70	858.15	81.34
*****TOTAL FOR FUND 018 (PUBLIC SCHOOL SUPPORT):	113,386.93	130,830.19	2,511.48	27,323.90	17,443.26	115.38

*** NOTE!! ONLY ACTIVE ACCOUNTS HAVE BEEN SELECTED, TOTALS MAY EXCLUDE AMOUNTS THAT ARE RELATED TO INACTIVE ACCOUNTS. ***

Date: 04/02/15
Time: 11:23 am

LOUISVILLE CITY SCHOOLS
Revenue Account Summary
SORTED BY FUND

Page: 2
(REVSUM)

	FYTD Receivable	FYTD Actual Receipts	MTD Actual Receipts	YTD Actual Receipts	FYTD Balance Receivable	FYTD Percent Received
*****TOTAL FOR FUND 019 (OTHER GRANT):	0.00	73.00	0.00	73.00	73.00-	0.00
*****TOTAL FOR FUND 020 (SPECIAL ENTERPRISE FUND):	2,470.00	970.00	0.00	0.00	1,500.00	39.27
*****TOTAL FOR FUND 022 (DISTRICT AGENCY):	32,252.35	32,252.35	6,887.99	7,979.29	0.00	100.00
*****TOTAL FOR FUND 034 (CLASSROOM FACILITIES MAINT.):	225,940.26	153,300.54	27,569.05	77,082.66	72,639.72	67.85
*****TOTAL FOR FUND 200 (STUDENT MANAGED ACTIVITY):	144,284.74	108,553.95	10,001.00	29,744.20	35,730.79	75.24
*****TOTAL FOR FUND 300 (DISTRICT MANAGED ACTIVITY):	286,519.79	249,196.63	31,079.98	72,005.69	37,323.16	86.97
*****TOTAL FOR FUND 401 (AUXILIARY SERVICES):	332,394.82	332,244.82	0.00	183,855.72	150.00	99.95
*****TOTAL FOR FUND 451 (DATA COMMUNICATION FUND):	7,200.00	7,200.00	3,600.00	3,600.00	0.00	100.00
*****TOTAL FOR FUND 506 (RACE TO THE TOP):	1,750.00	0.00	0.00	0.00	1,750.00	0.00
*****TOTAL FOR FUND 516 (IDEA PART B GRANTS):	614,232.29	387,733.49	43,623.06	116,157.53	226,498.80	63.12

*** NOTE!! ONLY ACTIVE ACCOUNTS HAVE BEEN SELECTED, TOTALS MAY EXCLUDE AMOUNTS THAT ARE RELATED TO INACTIVE ACCOUNTS. ***

Date: 04/02/15
Time: 11:23 am

LOUISVILLE CITY SCHOOLS
Revenue Account Summary
SORTED BY FUND

Page: 3
(REVSUM)

	FYTD Receivable	FYTD Actual Receipts	MTD Actual Receipts	YTD Actual Receipts	FYTD Balance Receivable	FYTD Percent Received
*****TOTAL FOR FUND 572 (TITLE I DISADVANTAGED CHILDREN):	369,293.03	230,573.75	29,503.87	37,503.87	138,719.28	62.44
=====						
*****TOTAL FOR FUND 587 (IDEA PRESCHOOL-HANDICAPPED):	17,952.70	10,203.22	500.00	2,920.31	7,749.48	56.83
=====						
*****TOTAL FOR FUND 590 (IMPROVING TEACHER QUALITY):	96,429.27	63,541.76	3,000.00	18,430.36	32,887.51	65.89
=====						
*****GRAND TOTALS:	32,161,001.22	26,681,394.41	3,922,433.25	10,366,746.68	5,479,606.81	82.96
=====						

*** NOTE!! ONLY ACTIVE ACCOUNTS HAVE BEEN SELECTED, TOTALS MAY EXCLUDE AMOUNTS THAT ARE RELATED TO INACTIVE ACCOUNTS. ***

-- Options Summary --

Budget Accounts

Summary or detail report? (S,D) S

Output file: BUDSUM.TXT

Output spreadsheet file: BUDSUM.CSV

Type: CSV

Print options page? (Y,N) Y

Sort options: FD

Subtotal options: FD

Split Expendable, YTD column or PTD column? (S,Y,P) S

Exclude accounts with zero amounts? (Y,N) Y

Include future encumbrance amounts? (Y,N) N

Include requisitioned amounts? (Y,N) N

Include accounts which are no longer active? (Y,N,I) N

BAT_ACTSUM executed by CARMAN on node SPARC5:: at 2-APR-2015 11:22:58.16

FYTD Appropriated	Prior FY Carryover Encumbrances	FYTD Expendable	FYTD Actual Expenditures	MTD Actual Expenditures	Current Encumbrances	FYTD Unencumbered Balance	FYTD Percent Exp/Enc
*****TOTAL FOR FUND 001 (GENERAL):							
24,623,796.72	509,176.67	25,132,973.39	18,162,935.70	1,940,531.35	1,402,780.63	5,567,257.06	77.85
*****TOTAL FOR FUND 002 (BOND RETIREMENT):							
2,060,833.76	0.00	2,060,833.76	1,486,881.18	17,614.96	573,952.58	0.00	100.00
*****TOTAL FOR FUND 003 (PERMANENT IMPROVEMENT):							
524,117.89	0.00	524,117.89	387,364.65	76,434.11	7,925.71	128,827.53	75.42
*****TOTAL FOR FUND 004 (BUILDING):							
478,271.39	0.00	478,271.39	187,554.45	8,823.34	287,966.32	2,750.62	99.42
*****TOTAL FOR FUND 006 (FOOD SERVICE):							
1,487,444.91	6,505.84	1,493,950.75	918,038.31	127,997.26	186,776.41	389,136.03	73.95
*****TOTAL FOR FUND 007 (SPECIAL TRUST):							
3,526.42	0.00	3,526.42	549.02	95.94	1,156.92	1,820.48	48.38
*****TOTAL FOR FUND 009 (UNIFORM SCHOOL SUPPLIES):							
188,322.72	22,829.96	211,152.68	145,500.10	11,589.78	8,360.09	57,292.49	72.87
*****TOTAL FOR FUND 010 (CLASSROOM FACILITIES):							
1,239,413.43	6,953.45	1,246,366.88	1,246,366.88	0.00	0.00	0.00	100.00
*****TOTAL FOR FUND 011 (ROTARY-SPECIAL SERVICES):							
5,000.00	0.00	5,000.00	1,914.45	94.80	1,910.55	1,175.00	76.50
*****TOTAL FOR FUND 018 (PUBLIC SCHOOL SUPPORT):							
173,090.58	10,856.81	183,947.39	118,665.16	28,963.26	20,952.05	44,330.18	75.90

*** NOTE!! ONLY ACTIVE ACCOUNTS HAVE BEEN SELECTED, TOTALS MAY EXCLUDE AMOUNTS THAT ARE RELATED TO INACTIVE ACCOUNTS. ***

FYTD Appropriated	Prior FY Carryover Encumbrances	FYTD Expendable	FYTD Actual Expenditures	MTD Actual Expenditures	Current Encumbrances	FYTD Unencumbered Balance	FYTD Percent Exp/Enc
*****TOTAL FOR FUND 019 (OTHER GRANT):							
10,443.72	0.00	10,443.72	168.20	0.00	374.36	9,901.16	5.20
*****TOTAL FOR FUND 020 (SPECIAL ENTERPRISE FUND):							
27,139.92	0.00	27,139.92	3,921.38	248.76	313.61	22,904.93	15.60
*****TOTAL FOR FUND 022 (DISTRICT AGENCY):							
31,446.06	0.00	31,446.06	31,350.89	6,873.00	95.17	0.00	100.00
*****TOTAL FOR FUND 034 (CLASSROOM FACILITIES MAINT.):							
209,463.56	93,023.58	302,487.14	177,289.30	14,101.07	112,108.56	13,089.28	95.67
*****TOTAL FOR FUND 200 (STUDENT MANAGED ACTIVITY):							
215,054.30	3,799.71	218,854.01	92,747.66	10,062.20	48,492.24	77,614.11	64.54
*****TOTAL FOR FUND 300 (DISTRICT MANAGED ACTIVITY):							
328,049.75	32,567.98	360,617.73	254,553.49	22,763.02	59,002.42	47,061.82	86.95
*****TOTAL FOR FUND 401 (AUXILIARY SERVICES):							
360,556.20	4,079.77	364,635.97	213,972.25	25,261.16	75,887.78	74,775.94	79.49
*****TOTAL FOR FUND 451 (DATA COMMUNICATION FUND):							
7,200.00	0.00	7,200.00	3,600.00	0.00	0.00	3,600.00	50.00
*****TOTAL FOR FUND 506 (RACE TO THE TOP):							
1,750.00	0.00	1,750.00	0.00	0.00	1,750.00	0.00	100.00
*****TOTAL FOR FUND 516 (IDEA PART B GRANTS):							
617,023.60	9,395.84	626,419.44	444,104.93	44,802.02	11,751.73	170,562.78	72.77

*** NOTE!! ONLY ACTIVE ACCOUNTS HAVE BEEN SELECTED, TOTALS MAY EXCLUDE AMOUNTS THAT ARE RELATED TO INACTIVE ACCOUNTS. ***

FYTD Appropriated	Prior FY Carryover Encumbrances	FYTD Expendable	FYTD Actual Expenditures	MTD Actual Expenditures	Current Encumbrances	FYTD Unencumbered Balance	FYTD Percent Exp/Enc
*****TOTAL FOR FUND 572 (TITLE I DISADVANTAGED CHILDREN):							
378,597.78	0.00	378,597.78	266,438.78	29,625.74	250.00	111,909.00	70.44
=====							
*****TOTAL FOR FUND 587 (IDEA PRESCHOOL-HANDICAPPED):							
17,062.09	0.00	17,062.09	11,364.89	1,165.33	0.00	5,697.20	66.61
=====							
*****TOTAL FOR FUND 590 (IMPROVING TEACHER QUALITY):							
94,978.29	0.00	94,978.29	71,701.32	7,254.53	744.60	22,532.37	76.28
=====							
*****GRAND TOTALS:							
33,082,583.09	699,189.61	33,781,772.70	24,226,982.99	2,374,301.63	2,802,551.73	6,752,237.98	80.01
=====							

*** NOTE!! ONLY ACTIVE ACCOUNTS HAVE BEEN SELECTED, TOTALS MAY EXCLUDE AMOUNTS THAT ARE RELATED TO INACTIVE ACCOUNTS. ***

LOUISVILLE CITY SCHOOL DISTRICT
CHECKS ISSUED
From 03-01-2015 To 03-31-2015

Check Number	FUND	Special Cost Center	Organizational Unit	Check Date	Vendor Name	Item Description	Check Amount
00140355				2015-03-05	ADKINS, TRICIA		\$12.99
00140425	006	0000	004	2015-03-17	AKRON CANTON COMM. EQUIP	Equipment Repairs	\$2,094.97
00140426	006	0000	001	2015-03-17	ALFRED NICKLES BAKERY	BREAD PRODUCTS SR.	\$1,251.29
00140427	516	9515	000	2015-03-17	AMAZON.COM, INC.	OTTERBOX DEFENDER SERIES CASE	\$596.62
00140428	001	0000	004	2015-03-17	AMERICAN ELECTRIC POWER	LE- ELECTRIC	\$33,008.94
00140559	200	921K	001	2015-03-31	AMERICAN LEBANESE SYRIAN	CHAMPS DONATION TO ST JUDES K	\$3,000.00
00140560	516	9515	000	2015-03-31	APPLE COMPUTER INC.	IPAD AIR WI-FI 16GB SPACE	\$2,274.00
00140514	300	930N	001	2015-03-24	APPLE COMPUTER INC.	FINAL CUT PRO X	\$299.99
00140356	001	0000	000	2015-03-09	AT & T	DISTRICT PHONE CHARGES	\$4,588.58
00140429	006	0000	001	2015-03-17	ATLANTIC FISH AND	PRODUCE	\$2,526.45
00140485	001	0000	000	2015-03-17	AUDITOR OF STATE	FY2014 AUDIT	\$2,291.00
00140430	001	999C	000	2015-03-17	AUTOZONE STORES, INC	Blanket for PARTS	\$47.96
00140431	300	930W	001	2015-03-17	BEATTY'S SPORTS SHOP	UNDER ARMOUR SOCKS	\$2,570.00
00140515	300	930G	001	2015-03-24	BEATTY'S SPORTS SHOP	5K SWEATSHIRTS	\$730.00
00140561	300	0000	001	2015-03-31	BIALOTA, KEITH ANTHONY	OFFICIALS - BASEBALL	\$30.00
00140516	300	930Y	001	2015-03-24	BIG KAHUNA GRAPHICS	5K T-SHIRTS	\$2,415.00
00140517	300	0000	001	2015-03-24	BOWLIN, MICHAEL T	OFFICIALS - BASKETBALL BOYS	\$40.00
00140433	001	0000	000	2015-03-17	BRICKER AND ECKLER LAW	LEGAL SERVICES	\$1,500.00
00140434	401	9114	011	2015-03-17	BRIGHT IDEAS PRESS, LLC	Level K CCM-KS Simple	\$1,588.13
00140562	001	0000	000	2015-03-31	BYRD, JULIE	CREDENTIALING REIMBURSEMENTS	\$100.00
00140357	001	0000	000	2015-03-09	CANTON DATA PRINT, INC.	POSTAGE AND MAIL PROCESSING	\$9,000.00
00140435	009	9429	001	2015-03-17	CAROLINA BIOLOGICAL SUPP	627405 - HUBER PROBE, Double	\$2,710.48
00140358	300	0000	001	2015-03-09	CAROSELLO, RACHEL	SECURITY FOR BOYS BASKETBALL	\$72.00
00140436	009	9422	001	2015-03-17	CARTER LUMBER COMPANY	Wood Supplies	\$340.60
00140359	001	0000	009	2015-03-09	CASTLE MAINTENANCE PRODU	PER WILL	\$66.06
00140360	034	9008	001	2015-03-09	CCG AUTOMATION, INC.	BUILDING ASSURANCE PROGRAM	\$3,460.00
00140437	034	9008	001	2015-03-17	CCG AUTOMATION, INC.	BUILDING ASSURANCE PROGRAM	\$3,460.00
00140518	006	0000	001	2015-03-24	CENTENNIAL BUSINESS PROD	TONER FOR LHS CAFT	\$178.00
00140519	001	0000	000	2015-03-24	CHILD & ADOLESCENT	TUITION FOR JASON FLETCHER TO	\$1,875.00
00140361	300	0000	001	2015-03-09	CLARK, CATHERINE	OFFICIALS - BASKETBALL BOYS	\$50.00
00140520	300	0000	001	2015-03-24	CLARK, ZACK	SECURITY FOR BOYS PLAYOFF	\$72.00
00140521	001	0000	000	2015-03-24	CLIZBE, CATHERINE	CREDENTIALING	\$29.00
00140523	009	9001	001	2015-03-24	COMDOC	Staples for copier #AR-SC2	\$61.50
00140522	001	0000	016	2015-03-24	COMDOC LEASING	PRINTERS MAINTENANCE CONTRACT	\$1,098.00
00140438	001	0000	001	2015-03-17	COMDOC-Copiers	H.S. INSTR.	\$6,398.00
00140362	001	0000	000	2015-03-09	COMPANAGEMENT, INC.	RETROSPECTIVE RATING GROUP	\$2,860.00
00140439	018	918D	004	2015-03-17	COMPUTER TECHNOLOGY LINK	NLG ED Chromebook	\$8,880.00
00140363	001	0000	007	2015-03-09	COUNTY SEWER DEPT.	BUS GARAGE - 3706 VICTORY	\$302.06
00140524	300	0000	001	2015-03-24	CRAIG, JOHN D.	OFFICIALS - BASKETBALL BOYS	\$40.00
00140440	022	3000	001	2015-03-17	CREME, NICHOLAS T.	BOYS BB PLAYOFF OFFICIALS	\$80.00
00140364	001	0000	000	2015-03-09	CROSS TRUCK EQUIPMENT CO	Misc Maintenance Dept snow	\$140.39
00140365	001	999C	000	2015-03-09	CUTTER	PARTS FOR MOWERS or SALT	\$16.67
00140495	001	0000	000	2015-03-20	DASCO, JODY	CREDENTIALING	\$200.00
00140443	022	3000	001	2015-03-17	DAVIDSON, KURT	BOYS BB PLAYOFF OFFICIALS	\$80.00
00140563	001	0000	000	2015-03-31	DAVIS, TROY	Professional Development	\$395.00
00140367	001	0000	000	2015-03-09	DAY, LISA	CREDENTIALING	\$229.00
00140564	300	0000	001	2015-03-31	DEACK, GARY	OFFICIALS - SOFTBALL	\$30.00
00140565	018	918B	002	2015-03-31	DEMCO INC.	LABEL PROTECTOR 2 MIL POLY 1 X	\$36.09
00140444	022	3000	001	2015-03-17	DENEFIELD, EDWARD TROY	BOYS BB PLAYOFF OFFICIALS	\$80.00
00140445	018	918A	001	2015-03-17	DIAMOND DREAM SPORTS	Facility for Baseball team to	\$800.00
00140368	009	9423	002	2015-03-09	DICK BLICK COMPANY	PER QUOTE #QBP6922 DATED	\$686.97
00140566	001	0000	001	2015-03-31	DISCOUNT MAGAZINE SUBSCR	Field & Stream - One year	\$155.87

CHECKS ISSUED

From 03-01-2015 To 03-31-2015

Check Number	FUND	Special Cost Center	Organizational Unit	Check Date	Vendor Name	Item Description	Check Amount
00140369	516	9515	000	2015-03-09	DIXON, KASEY	CALCULATORS PURCHASED BY KASEY	\$15.00
00140370	001	0000	002	2015-03-09	DOMINION EAST OHIO	Middle School	\$1,642.22
00140525	001	0000	004	2015-03-24	DOMINION EAST OHIO	LES	\$5,032.88
00140371	001	0000	002	2015-03-09	DOMINION RETAIL, INC.	MIDDLE SCHOOL	\$13,395.97
00140567	001	0000	002	2015-03-31	DOMINION RETAIL, INC.	MIDDLE SCHOOL	\$15,929.12
00140446	300	0000	001	2015-03-17	DOUGHERTY'S FLOWERS INC	SENIOR NIGHT FLOWERS,	\$170.75
00140372	300	0000	002	2015-03-09	DOVER HIGH SCHOOL	ENTRY FEE MS TR BOYS 04/09/15	\$100.00
00140373	572	9515	000	2015-03-09	DRURY INN	ROOM RESERVATION FOR MARY JANE	\$363.98
00140568	300	930W	001	2015-03-31	DUMONT SPORTING GOODS	SOFTBALL PANTS, TEAMWORK	\$286.00
00140447	034	9008	004	2015-03-17	DYNA-TECH AIR FILTER PRO	AIR FILTERS FOR LE	\$1,738.74
00140442	006	0000	001	2015-03-17	Damon Industries Inc.	HS Chemicals	\$609.06
00140374	018	918A	001	2015-03-09	EAI EDUCATION	#532982 - Reflection Geo Mirro	\$229.39
00140448	516	9515	000	2015-03-17	EDUCATIONAL SERVICE CENT	ONLINE HQT COURSE FOR MATH FOR	\$99.00
00140449	006	0000	001	2015-03-17	ERMANN'S 3 GUYS PIZZA	PIZZA SR.	\$1,909.44
00140569	300	0000	001	2015-03-31	Edie, Steven C.	OFFICIALS - SOFTBALL	\$30.00
00140496	018	918B	002	2015-03-20	Entertainment Fundraisin	ENTERTAINMENT BOOK FUNDRAISER	\$324.00
00140497	001	0000	000	2015-03-20	FAUSNIGHT, MELISSA	CREDENTIALING	\$20.00
00140375	001	0000	004	2015-03-09	FIRST COMMUNICATIONS	LE -LONG DISTANCE PHONE	\$2,271.11
00011668	001	0000	000	2015-03-13	FIRST MERIT	Payroll - pay date 03/13/15.	\$579,257.44
00011669	001	0000	005	2015-03-27	FIRST MERIT	Payroll - pay date 03/27/15.	\$589,485.55
00140376	003	9601	000	2015-03-09	FIRST MERIT EQUIPMENT FI	LEASE PURCHASE OF BLEACHERS AT	\$79,609.12
00140526	001	0000	007	2015-03-24	FISCHER, DEEANNE	REIMBURSEMENT FOR OVERNIGHT	\$31.57
00140450	018	918D	004	2015-03-17	FOLLETT LIBRARY RESOURCE	FOLLETT BOOK ORDER FOR LES	\$2,352.90
00140570	018	918B	002	2015-03-31	FOLLETT LIBRARY RESOURCE	BOOKS FOR LMS LIBRARY	\$970.13
00140377	300	0000	001	2015-03-09	FRANKLIN MOTEL LLC	HOTEL ROOMS, STATE WRESTLING	\$969.27
00140451	001	0000	000	2015-03-17	FREEMAN, TONIANN	CREDENTIALING REIMBURSEMENTS	\$129.00
00140452	001	0000	000	2015-03-17	FURBAY ELECTRIC SUPPLY C	ELECTRICAL MATERIALS FOR	\$176.97
00140453	018	918D	004	2015-03-17	GARRETT BOOK COMPANY	HOLIDAYS 9781489606488	\$480.38
00140571	300	0000	001	2015-03-31	GEORGE, RYAN	OFFICIALS - BASEBALL	\$30.00
00140475	009	9429	001	2015-03-17	GIANT EAGLE	Science Lab Supplies	\$565.31
00140378	006	0000	001	2015-03-09	GORDON FOOD SERVICE INC	CANNED & DRY GOODS SR.	\$23,164.43
00140454	006	0000	001	2015-03-17	GORDON FOOD SERVICE INC	CANNED & DRY GOODS SR.	\$21,861.81
00140455	018	918D	004	2015-03-17	GREAT WESTERN RESERVE CO	LES FUNDRAISER TO SUPPORT OUR	\$10,880.70
00140572	001	0000	000	2015-03-31	GROVES, NANCY	CREDENTIALING REIMBURSEMENTS	\$51.00
00140379	034	9008	005	2015-03-09	HACH COMPANY	Water Testing Supplies	\$200.55
00140527	300	930I	001	2015-03-24	HALL OF FAME FITNESS CTR	INDOOR COURT TIME	\$54.00
00140573	300	0000	001	2015-03-31	HALL, CHARLES KEN	OFFICIALS - SOFTBALL	\$30.00
00140528	300	0000	001	2015-03-24	HALL, ROD	REIMBURSE FOR TENNIS COURT	\$7.99
00140456	001	0000	000	2015-03-17	HARTVILLE TRUE VALUE	TOOL KIT FOR MAINTENANCE	\$512.98
00140529	300	930C	001	2015-03-24	HELLER, JARED	SEASON HIGHLIGHT VIDEO, BK B	\$250.00
00140574	300	931H	002	2015-03-31	HERMITAGE ART CO.	program covers that were sent	\$60.61
00140530	034	9008	001	2015-03-24	HILSCHER-CLARKE ELECTRIC	Troubleshoot stage equipment	\$205.35
00140380	006	0000	001	2015-03-09	HPS, LLC	PER INVOICE OHCOMO69 dated	\$775.00
00140381	001	0000	004	2015-03-09	INDEPENDENCE BUSINESS SU	EASY PEEL LASER ADDRESS LABELS	\$147.30
00140457	009	9001	001	2015-03-17	INDEPENDENCE BUSINESS SU	QUA416650 - 10X13 Brown Kraft	\$217.36
00140532	009	9001	001	2015-03-24	INDEPENDENCE BUSINESS SU	GEO22901 - Geographics	\$498.30
00140382	034	9008	001	2015-03-09	INDEPENDENT ELEVATOR CO.	HS Elevator Inspection	\$516.00
00140458	009	9424	004	2015-03-17	INSECT LORE PRODUCTS	POP-YO PORT-A-BUG WITH LIVE	\$58.92
00992440	001	0000	004	2015-03-12	INTERNAL REVENUE SERVICE	MEDICARE - 692 (BRDDIS)	\$7,843.46
00992447	001	0000	004	2015-03-26	INTERNAL REVENUE SERVICE	MEDICARE - 692 (BRDDIS)	\$7,998.15
00140498	200	920G	001	2015-03-20	INTERNATIONAL SOAP BOX D	SUPERSTOCK REBUILD KIT	\$216.00
00140575	200	9216	001	2015-03-31	Instant Memories Photobo	Deposit for photobooth	\$100.00

LOUISVILLE CITY SCHOOL DISTRICT
CHECKS ISSUED
From 03-01-2015 To 03-31-2015

Check Number	FUND	Special Cost Center	Organizational Unit	Check Date	Vendor Name	Item Description	Check Amount
00140383	001	0000	000	2015-03-09	J.A. SEXAUER INC.	REPAIRS AND PARTS FOR DIST	\$858.31
00140576	001	0000	002	2015-03-31	J.W. PEPPER AND SON, INC	6TH & 7TH GRADE SHEET MUSIC	\$2.25
00140459	001	0000	002	2015-03-17	J.W. PEPPER AND SON, INC	6TH & 7TH GRADE SHEET MUSIC	\$332.34
00140499	001	0000	002	2015-03-20	J.W. PEPPER AND SON, INC	6TH & 7TH GRADE SHEET MUSIC	\$135.00
00140384	001	0000	001	2015-03-09	J.W. PEPPER AND SON, INC	Concert Music	\$135.63
00140533	001	0000	001	2015-03-24	J.W. PEPPER AND SON, INC	Concert Music	\$135.63
00140577	300	0000	001	2015-03-31	JEREMIAH, PAUL E.	OFFICIALS - SOFTBALL	\$25.00
00140534	001	0000	000	2015-03-24	JOHNSON, JODY	CREDENTIALING	\$200.00
00140385	300	0000	001	2015-03-09	JORDAN, BRENDA	SECURITY FOR BOYS BASKETBALL	\$72.00
00140535	300	0000	001	2015-03-24	JORDAN, BRENDA	SECURITY FOR BOYS PLAYOFF	\$72.00
00140536	018	918A	001	2015-03-24	JOSTENS, INC.	High Honors Diploma Stickers	\$27.14
00140460	011	9640	001	2015-03-17	K & M COFFEE SERVICE INC	Coffee Supplies for School	\$94.80
00140386	001	0000	000	2015-03-09	KIDSLINK SCHOOL, LLC	TUITION FOR SHELBY WALCZAK FOR	\$18,000.00
00140500	200	9217	001	2015-03-20	LA PIZZARIA RESTAURANT,	Deposit for Prom 2015-2016	\$2,000.00
00140388	300	0000	002	2015-03-09	LAKE HI SCHOOL ATHLETICS	ENTRY FEE MS TR BOYS 05/02/15	\$150.00
00140461	300	0000	001	2015-03-17	LAUGHLIN, JOSEPH	FOOD, WRESTLING SECTIONALS	\$337.95
00140537	300	0000	001	2015-03-24	LAUGHLIN, JOSEPH	FOOD, WRESTLING SECTIONALS	\$337.95
00140389	018	918B	002	2015-03-09	LEMONTE, SUSAN	INSERT DIVIDERS 8 - TAB	\$44.80
00140578	300	0000	001	2015-03-31	LERCH, RICHARD	OFFICIALS - SOFTBALL	\$25.00
00140579	300	0000	001	2015-03-31	LEVY, DON	OFFICIALS - BASEBALL	\$30.00
00140462	006	0000	001	2015-03-17	LINIFORM SERVICE	TOWELS AND APRONS	\$252.36
00992453	018	918B	002	2015-03-27	LOUISVILLE BD OF EDUCATI	SNACKS & TREATS USED FOR	\$444.87
00992455	018	918B	002	2015-03-27	LOUISVILLE BD OF EDUCATI	BUS TRANSPORTATION AND BUS	\$454.17
00992446	018	918A	001	2015-03-25	LOUISVILLE BD OF EDUCATI	Christmas Breakfast	\$186.53
00992442	300	0000	001	2015-03-17	LOUISVILLE BOARD OF ED.	Insufficient to Pay Refs	\$234.00
00992443	004	9008	005	2015-03-19	LOUISVILLE BOARD OF ED.	Correct Fund for PO	\$5,400.00
00992448	300	930P	002	2015-03-27	LOUISVILLE BOARD OF ED.	Merging Boys & Girls LMS BBall	\$100.90
00992444	018	918A	001	2015-03-25	LOUISVILLE BOARD OF EDUC	Students rewards/coupons	\$376.80
00992450	001	0000	002	2015-03-27	LOUISVILLE BOARD OF EDUC	MS WORK AND FAMILY SUPPLES 1ST	\$746.25
00992441	001	0000	001	2015-03-12	LOUISVILLE BOARD OF EDUC	HIGH SCHOOL FAMILY AND	\$745.31
00992445	200	920S	001	2015-03-25	LOUISVILLE BOARD OF EDUC	ACADEMIC CHALLENGE	\$980.00
00140390	001	0000	001	2015-03-09	LOUISVILLE CITY WATER	HS - WATER/SEWER	\$1,700.96
00140391	001	0000	002	2015-03-09	LOUISVILLE HERALD INC.	1 YR SUBSCRIPTION RENEWAL FOR	\$30.00
00140463	001	0000	000	2015-03-17	LOUISVILLE PUBLIC	ELECTRIC	\$1,379.02
00140392	001	0000	000	2015-03-09	LOWE'S	LUMBER MATERIALS AND SUPPLIES	\$34.13
00140393	001	0000	000	2015-03-09	M. CONLEY CO.	CLEANING SUPPLIES FOR DIST	\$301.75
00140464	001	0000	000	2015-03-17	M. CONLEY CO.	CLEANING SUPPLIES FOR DIST	\$1,859.15
00140538	001	0000	000	2015-03-24	MALEY, KAREN L	CREDENTIALING REIMBURSEMENTS	\$44.75
00140501	001	0000	001	2015-03-20	MALONE COLLEGE	Reimburse Malone for student	\$99.05
00140394	200	921Q	002	2015-03-09	MARCOA LTD.	FUNDRAISER, MS CHEERLEADERS	\$1,000.00
00140465	009	9424	004	2015-03-17	MASTERCARD	SEEDS SUPPLIES FOR LE	\$461.14
00140395	034	9008	005	2015-03-09	MCBEATH, JAMES	WASTE WATER SERVICES	\$700.00
00140466	001	0000	000	2015-03-17	MCCARTY EQUIPMENT CO., L	MISC SUPPLIES	\$19.30
00140396	001	0000	000	2015-03-09	MEANS, BICHIMER,	LEGAL FEES	\$117.50
00140397	001	0000	000	2015-03-09	METZGER HARDWARE COMPANY	MATERIALS FOR MAINT/SUPPLIES	\$533.12
00140502	001	0000	000	2015-03-20	MIGLICH, MATT	CREDENTIALING	\$200.00
00140580	018	918B	002	2015-03-31	MIKE'S MILANN'S RESTAURA	LMS LUNCHEON	\$500.00
00140581	200	920B	001	2015-03-31	MILLER, BENJAMIN	Reimbursement for entry fee to	\$68.00
00140540	001	0000	000	2015-03-24	MINSTER, CYNTHIA	CREDENTIALING REIMBURSEMENTS	\$80.00
00140582	001	0000	001	2015-03-31	MITINET, INC.	FULL CIRCLE SUPPORT ONLY FOR	\$240.00
00140541	300	0000	001	2015-03-24	MONNOT, JOSEPH	OFFICIALS - BASKETBALL BOYS	\$40.00
00140468	001	0000	000	2015-03-17	MORROW CONTROL	PARTS FOR DIST MAINT	\$28.62

LOUISVILLE CITY SCHOOL DISTRICT
CHECKS ISSUED
From 03-01-2015 To 03-31-2015

Check Number	FUND	Special Cost Center	Organizational Unit	Check Date	Vendor Name	Item Description	Check Amount
00140469	001	0000	000	2015-03-17	MULTI COUNTY JUVENILE AT	JUVENILE ATTENTION CENTER	\$3,796.10
00140398	001	0000	000	2015-03-09	MULTI COUNTY JUVENILE AT	JUVENILE ATTENTION CENTER	\$5,803.84
00140539	300	0000	001	2015-03-24	McCutchan, Aaron	OFFICIALS - BASKETBALL BOYS	\$40.00
00140470	022	3000	001	2015-03-17	NORTHEAST DISTRICT ATHLE	TICKET SALES ADULT, 03.04.2015	\$6,612.00
00140503	572	9515	000	2015-03-20	OAASFEP CONFERENCE	OAASFEP SPRING CONFERENCE -	\$360.00
00140471	001	0000	000	2015-03-17	OHIO AIR PRODUCTS	FILL TANKS FOR DIST MAINT	\$24.16
00992439	001	0000	000	2015-03-12	OHIO DEPARTMENT OF EDUCA	Community Schs - foundation	\$37,003.73
00992449	001	0000	000	2015-03-27	OHIO DEPARTMENT OF EDUCA	Community Schs - foundation	\$57,748.82
00140472	001	0000	000	2015-03-17	OHIO DEPT. OF JOB AND FA	UNEMPLOYMENT	\$39.29
00140504	200	920H	001	2015-03-20	OHIO HIGH SCHOOL SPEECH	OHSSL State Tournament	\$210.00
00140583	200	920H	001	2015-03-31	OHIO HIGH SCHOOL SPEECH	Drop Fee from OHSSL Tournament	\$5.00
00140513	300	931H	002	2015-03-20	OMEA CONFERENCE	SOLOS & ENSEMBLE REGISTRATION	\$560.00
00140542	007	970A	001	2015-03-24	PANERA BREAD COMPANY	30 Cinnamon Crunch	\$95.94
00140505	200	9216	001	2015-03-20	PAPA JOHN'S PIZZA	Food for Jr. Class evening	\$54.48
00140467	200	920A	001	2015-03-17	PARADISE UNITED CHURCH O	NHS dinners for induction	\$1,400.00
00140543	001	0000	000	2015-03-24	PARFEL, VICKI M	CREDENTIALING REIMBURSEMENTS	\$44.75
00140366	200	920U	001	2015-03-09	PAT CATAN'S	Supplies & Decorations for	\$67.63
00140473	022	3000	001	2015-03-17	PAULEY, THOMAS III	BOYS BB PLAYOFF OFFICIALS	\$80.00
00140506	401	9114	011	2015-03-20	PEARSON LEARNING GROUP	Math 2015 Common Core Practice	\$4,876.01
00140400	009	9413	002	2015-03-09	PELLEGRINO MUSIC CENTER	BLANKET PURCHASE ORDER FOR	\$3,861.31
00140474	006	0000	001	2015-03-17	PEPSI-COLA GENERAL BOTTL	WATER & JUICE SR.	\$1,391.08
00140401	300	0000	002	2015-03-09	PERRY LOCAL SCHOOLS	ENTRY FEE MS TR BOYS 4/18/15	\$120.00
00140402	018	918B	002	2015-03-09	PLAYER'S GUILD OF CANTON	THE GIVER	\$1,250.00
00140403	200	920D	001	2015-03-09	PLAYSCRIPTS, INC.	Rights to video tape winter	\$125.00
00140404	300	0000	001	2015-03-09	PRIME BUSINESS SOLUTIONS	2015 RESERVED FB TICKETS, HOME	\$2,400.00
00140544	300	0000	001	2015-03-24	PRIME BUSINESS SOLUTIONS	PARKING/FIELD/PRESS BOX PASSES	\$200.00
00140507	001	0000	000	2015-03-20	PSI ASSOCIATES INC.	SPEECH LANGUAGE SERVICES FOR	\$3,791.22
00140556	001	0000	000	2015-03-27	Petty Cash - Lsvl. City	USPS TO MAIL A PACKAGE	\$24.77
00140354				2015-03-05	RAMSEY, ELIZABETH	<i>Refund</i>	\$11.00
00140405	034	9008	005	2015-03-09	REAM & HAAGER LABORATORY	MONTHLY LAB FEES FOR NORTH	\$65.00
00140406	020	9024	000	2015-03-09	RKM ENTERPRISES INC.	MATH TOURNAMENT TEAM T-SHIRTS	\$249.60
00140584	300	930W	001	2015-03-31	ROMEO'S PIZZA	GIFT CARD, SB FUND RAISER	\$25.00
00140476	001	0000	000	2015-03-17	ROSE PEST SOLUTIONS	PEST CONTROL FY 2015	\$235.00
00140508	300	930G	001	2015-03-20	RS RACING SYSTEMS	5K RACE SET UP & TIMING	\$863.50
00140407	034	9008	005	2015-03-09	SAL CHEMICAL	SODIUM HYPOCHLORITE	\$156.20
00140531	001	0000	000	2015-03-24	SAND CASTLE EDUCATIONAL	EDUCATION SERVICES FOR NEIL	\$4,341.75
00140545	001	0000	007	2015-03-24	SCHAFFNER, JOHN H JR	REIMBURSEMENT FOR OVERNIGHT	\$120.26
00140546	001	0000	005	2015-03-24	SCHOOL SPECIALTY	Cart # 777755885 Art Supplies	\$673.65
00140477	001	0000	002	2015-03-17	SCHOOL SPECIALTY, INC	VIEW BINDERS 1"	\$77.22
00140409	001	0000	000	2015-03-09	SCHULER, ERIN	Professional Development	\$150.00
00140478	590	9515	000	2015-03-17	SDE REGISTRATIONS	REGISTRATION FOR DEANN SANDERS	\$220.00
00140479	300	0000	001	2015-03-17	SEBRING TROPHY & AWARD	SPORTS PLAQUES, 2014-2015	\$328.50
00140585	300	0000	001	2015-03-31	SEBRING TROPHY & AWARD	SPORTS PLAQUES, 2014-2015	\$877.50
00992451	587	9515	005	2015-03-27	SERS FOUNDATION PAYMENT	BD. SHARE, NON-CERTIFIED 03/15	\$42,462.00
00140547	516	9515	000	2015-03-24	SHELBY G. WALCZAK TRANSP	TRANSPORTATION COSTS FOR	\$1,000.00
00140480	516	9515	000	2015-03-17	SHELBY G. WALCZAK TRANSP	TRANSPORTATION COSTS FOR	\$1,000.00
00140410	516	9515	000	2015-03-09	SHELBY G. WALCZAK TRANSP	TRANSPORTATION COSTS FOR	\$1,000.00
00140586	516	9515	000	2015-03-31	SHELBY G. WALCZAK TRANSP	TRANSPORTATION COSTS FOR	\$1,000.00
00140481	001	0000	000	2015-03-17	SHERWIN WILLIAMS	PAINT SUPPLIES DIST MAINT	\$12.16
00140423	300	0000	001	2015-03-11	SKYLAND PINES	NBC WINTER BANQUET 03/16/2015	\$215.00
00140441	006	0000	001	2015-03-17	SMITH DAIRY PRODUCTS COM	DAIRY PRODUCTS SR.	\$6,910.06
00140411	004	9008	005	2015-03-09	SOUTHEAST SECURITY CORPO	Networking for NN wireless	\$2,898.34

LOUISVILLE CITY SCHOOL DISTRICT
CHECKS ISSUED
From 03-01-2015 To 03-31-2015

Check Number	FUND	Special Cost Center	Organizational Unit	Check Date	Vendor Name	Item Description	Check Amount
00140587	004	9008	002	2015-03-31	SOUTHEAST SECURITY CORPO	PER INVOICE #253619 DATED	\$870.00
00140509	001	0000	000	2015-03-20	SPEEDWAY SUPERAMERICA	FUEL DISTRICT MAINT - 6% of	\$12,520.69
00140412	034	9008	004	2015-03-09	STANDARD PLUMBING AND	BOILER REPAIRS AT LES	\$1,264.01
00140413	009	9418	001	2015-03-09	STAPLES ADVANTAGE	HP 02 - Megenta Orig Inc.	\$38.94
00992454	001	0000	000	2015-03-27	STARK COUNTY AUDITOR	Fees for Property Tax	\$99,308.25
00140482	006	0000	000	2015-03-17	STARK COUNTY EDUCATIONAL	Cost of shared Food Service	\$13,859.79
00140548	001	0000	000	2015-03-24	STARK COUNTY EDUCATIONAL	FAMILY COUNCIL DISTRICT	\$769.50
00140510	001	0000	000	2015-03-20	STARK COUNTY EDUCATIONAL	ANNUAL FEE FOR UNEMPLOYMENT	\$6,421.95
00140414	001	0000	000	2015-03-09	STARK COUNTY EDUCATIONAL	185 Spiral Bound Copies of	\$1,981.66
00140557	001	0000	004	2015-03-27	STARK COUNTY EDUCATIONAL	FLEXFEE - 630 (BRDDIS)	\$272.00
00140399	200	920S	001	2015-03-09	STARK COUNTY MIDDLE SCHO	League Fee	\$35.00
00140549	300	930G	001	2015-03-24	STEPHANIE'S SWEET TREATS	5K COOKIES (AWARDS) 7 DOZEN	\$104.50
00140550	300	0000	001	2015-03-24	STILLWAGON,WILLIAM CHRIS	SECURITY FOR BOYS PLAYOFF	\$72.00
00140408	001	0000	000	2015-03-09	STRATEGIC SOLUTIONS LLC	Record retention and storage	\$105.25
00992452	590	9515	000	2015-03-27	STRS FOUNDATION PAYMENT	BD. SHARE, CERTIFIED 03/15	\$141,234.00
00140511	001	0000	000	2015-03-20	SULLIVAN, PAMELA	CREDENTIALING	\$220.00
00140551	001	0000	000	2015-03-24	SULLIVAN, PAMELA	CREDENTIALING	\$29.00
00140432	018	918E	005	2015-03-17	Severns, Bob	DJ Services for "Celebrate	\$250.00
00140558	001	0000	004	2015-03-27	Stark County Educational	LIFE INS - 629 (BRDDIS)	\$360,374.99
00140424	006	0000	001	2015-03-17	Sysco Cleveland	CANNED & DRY SR.	\$8,027.76
00140588	001	0000	000	2015-03-31	TAUSCH, GARRY	Professional Development	\$260.00
00140415	001	0000	000	2015-03-09	TERRY'S TRUCK & TRAILER	Misc Maintenance Dept snow	\$402.36
00140387	001	0000	000	2015-03-09	THE AMPERSAND GROUP, LLC	a/p check stock (blue)	\$180.00
00140416	001	0000	001	2015-03-09	THE LAMPO GROUP, INC	2014 HS STUDENT TEXT	\$5,937.03
00140483	022	3000	001	2015-03-17	TIGHE, CHRISTOPHER	BOYS BB PLAYOFF OFFICIALS	\$95.00
00140484	001	0000	000	2015-03-17	TIME WARNER CABLE	Internet for Central Office	\$1,696.22
00140589	001	0000	004	2015-03-31	TIME WARNER CABLE	HIGH SPEED INTERNET FOR FY15	\$772.00
00140512	001	0000	000	2015-03-20	TODD, KATY	CREDENTIALING	\$179.00
00140417	022	3000	001	2015-03-09	TODOR, ANDREW	BOYS BB PLAYOFF OFFICIALS	\$80.00
00140486	034	9008	001	2015-03-17	TRI-S CONTROLS INC.	FIRE ALARM REPAIR-LHS	\$60.00
00140418	034	9008	001	2015-03-09	TRI-S CONTROLS INC.	FIRE ALARM REPAIR-LHS	\$60.00
00140487	001	0000	000	2015-03-17	UNITED DISABILILTY SERVIC	TVI SERVICES FOR BRANDON	\$242.00
00140419	001	999C	000	2015-03-09	UNKEFER'S FARM EQUIPMENT	PARTS AND REPAIRS DIST MAINT	\$16.30
00140552	300	930G	001	2015-03-24	UP IN THE AIR BALLOON CO	5K BALLOON ARCH, 3/14/2015	\$75.00
00140420	300	0000	002	2015-03-09	VERIZON WIRELESS	MS-AD	\$343.56
00140488	001	0000	000	2015-03-17	VERN DALE'S WATER CENTER	SOFTENER SALT DIST MAINT	\$156.60
00140489	001	0000	000	2015-03-17	W.W. GRAINGER INC.	MAINTENANCE MATERIALS	\$38.61
00140590	300	0000	001	2015-03-31	WAIT, DOUGLAS	OFFICIALS - BASEBALL	\$30.00
00140553	200	920S	001	2015-03-24	WAL-MART	Supplies for Academic	\$246.62
00140421	001	0000	000	2015-03-09	WASTE MANAGEMENT OF OHIO	TRASH PICK-UP	\$1,596.96
00140591	300	930W	001	2015-03-31	WHARMBY SPORTS, INC	CAMO JERSEYS	\$780.00
00140490	200	920D	001	2015-03-17	WICK, KALIE MARIE	Choreography for Winter	\$500.00
00140491	401	9114	011	2015-03-17	WILLIAM H. SADLIER INC.	Kindergarten Phonics WB	\$642.43
00140422	200	920Q	001	2015-03-09	WILLIAMS, JOHN DERRICK	DEPOSIT, CHEER CAMP	\$150.00
00140554	018	918D	004	2015-03-24	Wal-mart	SUPPLIES FOR THE 2014-15	\$403.89
00140492	300	0000	001	2015-03-17	YMCA -LOUISVILLE	POOL RENTAL	\$3,611.25
00140555	200	920Q	001	2015-03-24	YMCA -LOUISVILLE	TUMBLING NBC CHEER COMPETITION	\$170.00
00140493	009	9422	001	2015-03-17	YODER LUMBER CO.	Wood for Wood Shop class	\$729.50
00140494	001	0000	000	2015-03-17	ZEP MANUFACTURING	PARTS FOR MAINTENANCE DEPT	\$1,455.48

GRAND TOTAL

\$2,386,642.27